

2B/2D

WEEK OF 5/18-5/22

Name: _____

Due Friday, May 22



DAILY HOMEWORK

MONDAY	TUESDAY	WEDNESDAY	THURSDAY
Complete 2 lessons of i-Ready	Reread Chapter 1 of Humphrey's Mixed-UP Magic Trick	Complete 2 lessons of i-Ready	Reread Chapter 3 of Humphrey's Mixed-UP Magic Trick
		Reread Chapter 2 of Humphrey's Mixed-UP Magic Trick	
Parent Initials	Parent Initials	Parent Initials	Parent Initials

SPELLING

No Spelling

WEEKLY OBJECTIVES

- Story Structure, Text Features, Graphic Features, Make Connections (reading)
- Suffixes -ion, -sion, -tion (vocabulary)
- Long e (y) (spelling)
- Spelling High Frequency Words (grammar)
- Thank you note (writing)

REMINDERS

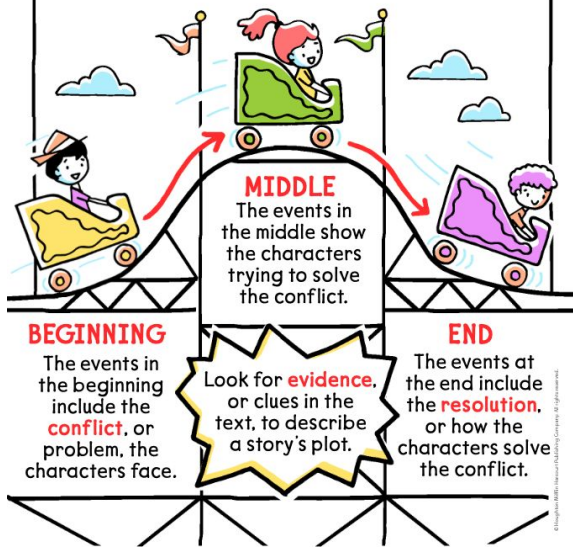
- Reading Test (last reading test) **Thursday 5/21**
- Grammar Test (review grammar sheets for test) **Thursday 5/21**
- Please **UPDATE IPADS**
- Please ensure ipads are fully charged

VOCABULARY

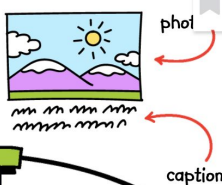
stacked- things placed on top of each other.
flitting- moving quickly from place to place.
breathless- have a hard time catching your breath
mound- a hill or pile
shuffled- walk slowly and drag your feet
leave- time away from work
clamber- climb quickly using hands and feet
adventures- exciting experiences

Story Structure

Stories often have a similar structure. Authors organize the **plot** in a way that will entertain readers.



Captions are words or sentences about a picture.



TEXT FEATURES

Authors choose text and graphic features to help explain ideas or to help readers locate information.



Headings tell what part of a text is about. They can help you find information.


Graphics are pictures, symbols, or other visuals. Some graphics give more information about a topic.



Graphic Features

Graphic features give information or support the words in a text.

Labels name what is in a photo or part of a photo.



Graphics are pictures, symbols, or other visuals.



TIME FOR REVIEW!

Generative Vocabulary 10.8

Suffixes -ion, -tion, -sion

You can add a **suffix** to the end of a **base word** to change its meaning. The suffixes **-ion**, **-tion**, and **-sion** mean "an act of," "a condition of," or "the result of."



put up a **decoration**



make an **introduction**



reach a **conclusion**

Examples

- impress
impress + ion = **impression**
- intend
intend + tion = **intention**
- decide
decide + sion = **decision**
- collect
collect + ion = **collection**

Grade 2 | Vocabulary

Module 10 • Week 3

Review Spelling

Remember spelling patterns such as vowel teams. Some words don't have spelling patterns, so you have to learn how to spell them.

Words with Vowel Teams

main, stay, dream, green, coat,
mow, boot, stew, foot, group

High-Frequency Words

both, many, pull, sing,
these, those, why, you

Remember that sometimes you will double a word's final consonant before adding *-ed* or *-ing*. Remember to drop the *e* at the end of a word to add *-ed* or *-ing*.

Morgan **batted** the ball to her **adoring** brother. He was **helpful** to return it **politely**.

Choose the correct spelling of each word.

- James (calld, called) his (cheerly, cheerful) friend Amie.
- Frank wanted to (by, buy) a new basketball.
- Arla (quickly, quickful) ran around the park.
- They (hiked, hikh) the long trail through the forest.
- She likes to be (helpless, helpful) when her father makes dinner.
- We shared a (scoup, scoop) of ice cream while (enjoying, enjoiing) the game.

Name _____

Read the item. Fill in the correct circle.

1. Spelling patterns _____.
Ⓐ tell the meaning of a word
Ⓑ can help you spell words correctly
Ⓒ always rhyme

2. Which group of words has a spelling pattern?
Ⓐ **bread, bring, brown**
Ⓑ **watch, string, bone**
Ⓒ **boy, class, judge**

Circle the misspelled words. Write the sentence correctly.
Use spelling patterns to help you.

3. Your new pupy is very cut.

4. Luca wants to joyn our reading cub.

5. Would you like to tak a bird hom?

Name _____

Read the item. Fill in the correct circle.

1. Use a dictionary to _____.
Ⓐ read a list of words
Ⓑ make spelling patterns
Ⓒ help you spell a word correctly
2. If you don't find your word at first, _____.
Ⓐ give up and close the dictionary
Ⓑ think of another spelling pattern to try
Ⓒ try a different dictionary

Read the sentence. Look for a misspelled word.
Use a dictionary to check the spelling. Write the correct spelling and the page number where you found it.

	Correct Spelling	Page Number
3. We saw a ranbow in the sky.	_____	_____
4. I hope I never see a tornadoe.	_____	_____
5. I saw a cloud shaped like a rabitt!	_____	_____

Tell what book can help you to be a better speller.

6. _____

Name _____

Daily Grammar Review 1

1. Circle the misspelled word.

over
under
werk

2. Circle the complete subject and underline the predicate in each sentence.

- a. My dad and brother are raking leaves.
- b. Mom is making apple pie for dessert.
- c. Jason and Tom are camping in our yard.

3. Circle the adjectives (describing words) in each sentence.

- a. The brown dog chased the little kitten up the tall tree.
- b. I love to eat warm apple pie.
- c. The little clown has big shoes and a red nose.

4. Replace the underlined words with a pronoun. (he, she, it, you, me, we, us, they)

- a. My brother and I like to climb.

- b. Mom doesn't like us to climb the trees.

5. Circle the correct verb in each sentence.

- a. They (pick, picked) apples yesterday.
- b. The girl wants to (make, makes) apple pies.
- c. The boys (play, played) basketball today.

6. Circle the contraction for does not.

dosen't
dosn't
doesn't

7. Rewrite the sentence correctly. Make sure to use capital letters and commas.

my best friends ar Joseph Thomas and Jose.

Name _____

1. Circle the misspelled word.

horse

turn

ferst

2. Circle the complete subject and underline the predicate in each sentence.

a. A large black dog ran into the woods.

b. The beautiful butterfly was on a rose.

c. A spotted toad hopped into the pond.

3. Circle the correct homophone to complete each sentence.

a. Do you (know, no) the answer?

b. We planted five (rose, rows) of corn.

c. How much do you (way, weigh)?

4. Write the plural form for each word.

a. baby _____

b. toy _____

c. family _____

5. Circle the nouns and underline the verb in each sentence.

a. The little snake hid under a large rock.

b. The brown puppy barked at the baby.

c. My brothers built a treehouse last weekend.

6. Write the contraction for should not.

Write the contraction for they are.

7. Rewrite the sentence using describing words.

The ball rolled.