

**2B/2D**

**WEEK OF 5/11-5/15**

Name: \_\_\_\_\_



**Due Friday 5/15**

## DAILY HOMEWORK

MONDAY	TUESDAY	WEDNESDAY	THURSDAY
Reread Poems in the Attic	Complete 2 lessons of i-Ready	Reread Poems in the Attic	Complete 2 lessons of i-Ready
		Comprehension Check on 5/14	
Parent Initials	Parent Initials	Parent Initials	Parent Initials

## SPELLING

No Spelling Words

## WEEKLY OBJECTIVES

- Story Structure, Text Features, Graphic Features, Make Connections (reading)
- Suffixes -ion, -sion, -tion (vocabulary)
- Long e (y) (spelling)
- Spelling High Frequency Words (grammar)
- Thank you note (writing)

## REMINDERS

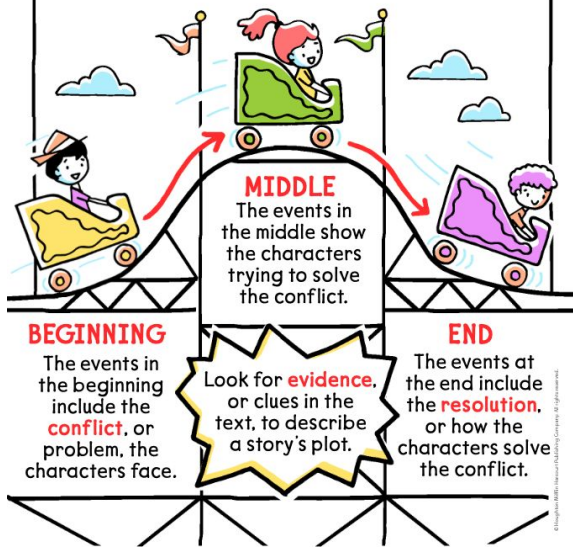
- Spelling Quiz N/A
- Reading Test **Friday** 5/15 and (Last Reading Test of the Year on 5/21)
- Grammar Test **Friday** 5/15
- Please **UPDATE IPADS**
- Please ensure ipads are fully charged

## VOCABULARY

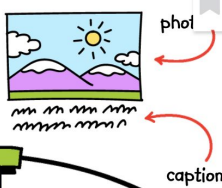
**stacked**- things placed on top of each other.  
**flitting**- moving quickly from place to place.  
**breathless**- have a hard time catching your breath  
**mound**- a hill or pile  
**shuffled**- walk slowly and drag your feet  
**leave**- time away from work  
**clamber**- climb quickly using hands and feet  
**adventures**- exciting experiences

# Story Structure

Stories often have a similar structure. Authors organize the **plot** in a way that will entertain readers.



Captions are words or sentences about a picture.



# TEXT FEATURES

Authors choose text and graphic features to help explain ideas or to help readers locate information.



**Headings** tell what part of a text is about. They can help you find information.


**Graphics** are pictures, symbols, or other visuals. Some graphics give more information about a topic.



# Graphic Features

Graphic features give information or support the words in a text.

**Labels** name what is in a photo or part of a photo.



**Graphics** are pictures, symbols, or other visuals.



**TIME FOR REVIEW!**

Generative Vocabulary 10.8

## Suffixes *-ion, -tion, -sion*

You can add a **suffix** to the end of a **base word** to change its meaning. The suffixes **-ion, -tion, and -sion** mean "an act of," "a condition of," or "the result of."



put up a **decoration**



make an **introduction**



reach a **conclusion**

### Examples

- 1 impress  
impress + ion = **impression**
- 2 intend  
intend + tion = **intention**
- 3 decide  
decide + sion = **decision**
- 4 collect  
collect + ion = **collection**

Grade 2 | Vocabulary

Module 10 • Week 3

## Review Spelling

Remember spelling patterns such as vowel teams. Some words don't have spelling patterns, so you have to learn how to spell them.

### Words with Vowel Teams

main, stay, dream, green, coat,  
mow, boot, stew, foot, group

### High-Frequency Words

both, many, pull, sing,  
these, those, why, you

Remember that sometimes you will double a word's final consonant before adding *-ed* or *-ing*. Remember to drop the *e* at the end of a word to add *-ed* or *-ing*.

Morgan **batted** the ball to her **adoring** brother. He was **helpful** to return it **politely**.

Choose the correct spelling of each word.

- 1 James (calld, called) his (cheerly, cheerful) friend Amie.
- 2 Frank wanted to (by, buy) a new basketball.
- 3 Arla (quickly, quickful) ran around the park.
- 4 They (hiked, hikh) the long trail through the forest.
- 5 She likes to be (helpless, helpful) when her father makes dinner.
- 6 We shared a (scoup, scoop) of ice cream while (enjoying, enjoying) the game.

Be sure to attach your work and bring back to class at the end of the week!

# May Spelling Menu

Name: \_\_\_\_\_

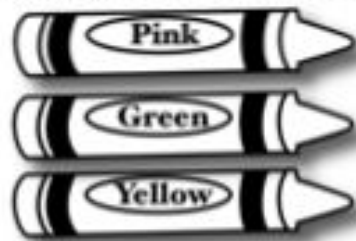
## Picture This!

Draw a large picture of a flower. In the empty spaces, write your spelling words as many times as you can. Then, color your picture.



## Rainbow Words

Write each spelling word with a pencil. Then, use the colors below to trace the whole word.



## Dear Mom

Write a letter to your mom using your spelling words. Be sure to use spaces in between your words AND underline your spelling words.



## Telephone

1	2 ABC	3 DEF
4 GHI	5 JKL	6 MNO
7 PQRS	8 TUV	9 WXYZ
*	0	#

Use the numbers on the telephone keypad to add the letters in each of your spelling words.

## Practice Test

Ask an adult at home to quiz you on your spelling words. If you misspell a word, write it correctly THREE more times.

\_\_\_\_\_  
Adult Signature

## Let's Move!

### SWIMMING POOL!

Write a spelling word on your paper. Then, swim with your arms for every letter in the word – plug your nose and “sink” to say the word. Repeat for all of your spelling words!

## ABC Order

Write your spelling words in ABC order. Use the letter chart below to help you.

A B C D E F G H I  
J K L M N O P Q R  
S T U V W X Y Z

## Eyes Closed

Look at each of your spelling words. Say the letters in the word out loud. Then, close your eyes and write the word.



## Curious Questions

Use each of your spelling words to ask a question – ANY question! Be sure to use a capital letter at the beginning of your sentence and a question mark at the end. Underline your spelling word.

Does a whale have gills?

Name \_\_\_\_\_

Read the item. Fill in the correct circle.

1. Spelling patterns \_\_\_\_\_.  
Ⓐ tell the meaning of a word  
Ⓑ can help you spell words correctly  
Ⓒ always rhyme
  
2. Which group of words has a spelling pattern?  
Ⓐ **bread, bring, brown**  
Ⓑ **watch, string, bone**  
Ⓒ **boy, class, judge**

Circle the misspelled words. Write the sentence correctly.  
Use spelling patterns to help you.

3. Your new pupy is very cut.

---

4. Luca wants to joyn our reading cub.

---

5. Would you like to tak a bird hom?

---

Name \_\_\_\_\_

Read the item. Fill in the correct circle.

1. Use a dictionary to \_\_\_\_\_.  
Ⓐ read a list of words  
Ⓑ make spelling patterns  
Ⓒ help you spell a word correctly
2. If you don't find your word at first, \_\_\_\_\_.  
Ⓐ give up and close the dictionary  
Ⓑ think of another spelling pattern to try  
Ⓒ try a different dictionary

Read the sentence. Look for a misspelled word.  
Use a dictionary to check the spelling. Write the correct spelling and the page number where you found it.

	Correct Spelling	Page Number
3. We saw a ranbow in the sky.	_____	_____
4. I hope I never see a tornadoe.	_____	_____
5. I saw a cloud shaped like a rabitt!	_____	_____

Tell what book can help you to be a better speller.

6. \_\_\_\_\_