



Mrs. Roldan's ELA HW 5/11-5/15

Name _____

Homework directions: Turn in your Spelling and Sight Word activities every Friday .

Reminders: Students should always bring their Archimedean and purple folders in their backpacks. Please check your Archimedean folder every night for papers to either leave at home, or complete and return to school. **Students should have their headphones in their bookbags everyday.**

**Assessments- HMH Reading
Comprehension Quiz/ Grammar Quiz/
Spelling /Sight Word / Test - 5/15**



1D

1E

HMH Module 7:

Celebrate America

Week 1

Essential Question: How do things in nature change?

Reading Skills

IDEAS and SUPPORT

When authors write to persuade, they want readers to do or believe something.

OPINION

What does the author think or feel?

I think...

I believe...

I feel...

... is the best ...

REASONS

What reasons support the opinion? Look for facts, or things that can be proved.

EXAMPLES

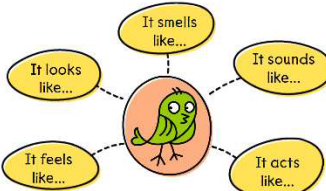
What examples or details tell more about the reasons?

Text Organization

Description

Informational texts have a structure, or type of organization, that fits the topic and the author's purpose.

Description is one kind of structure or organization. Authors choose description to tell details about **what something is like**.



Examples

Make Inferences

When you make **inferences**, you use clues to make a smart guess about something the author doesn't tell you.

CLUES FROM THE TEXT AND PICTURES



+

CLUES FROM WHAT I ALREADY KNOW



=

INFERENCE

Point of View

The narrator is the person who tells a story. Readers see the story events through the narrator's point of view.

WHO tells the story?




THIRD-PERSON NARRATOR

A person who is **NOT** in the book is telling it. Look for the words **he, she, or they**.




FIRST-PERSON NARRATOR

A person who is in the book is telling it. Look for the words **I, me, or my**.



Weekly HMH Story:



Spelling Words:

Phonics - Long u VCe Pattern

- | | |
|-----------------|------------------|
| 1. <u>flute</u> | 8. <u>hike</u> |
| 2. <u>cute</u> | 9. <u>bake</u> |
| 3. <u>Luke</u> | 10. <u>game</u> |
| 4. <u>tube</u> | 11. <u>white</u> |
| 5. <u>use</u> | 12. <u>drive</u> |
| 6. <u>woke</u> | 13. <u>joke</u> |
| 7. <u>wake</u> | 14. <u>home</u> |

Sight Words:

Practice reading these words each night.

- | | |
|------------------|---------------------|
| 1. <u>animal</u> | 5. <u>point</u> |
| 2. <u>heads</u> | 6. <u>something</u> |
| 3. <u>keep</u> | 7. <u>voice</u> |
| 4. <u>let's</u> | 8. <u>won't</u> |

Vocabulary:

Big Idea Words: cycle, liquid, evaporation

Vocabulary Skill: Words about feelings and beliefs, Shades of Meaning

Story Vocabulary: mission, spectacular, break, problem, direction, landed

Fluency

Intonation

Writing

Poem



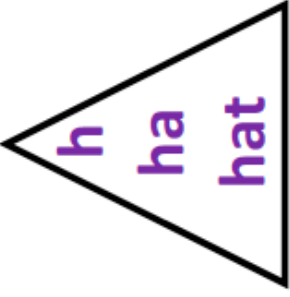
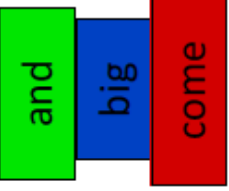






Grammar

Future Tense Verbs

Social Studies

Economics

Spelling and Sight Word Activity Choices

<p>Draw a Picture Draw a picture to go with each of your words.</p> 	<p>Small, Medium, Large that that that</p>	<p>Magic Words Write your words using a white crayon. Color over it with marker.</p> 	<p>Pyramid Words</p> 	<p>ABC Order Write your words in alphabetical order.</p> 
<p>Silly Story Write a silly story using all of your words.</p> 	<p>Rainbow Write Use at least 3 colors to write each word.</p> 	<p>Rhyme Time Write a rhyming word for each of your words. Your word: can Rhyming word: fan</p>	<p>Hidden Picture Hide your words in a picture.</p> 	<p>Fancy Words Write your words in a fancy style.</p> <p><i>you what have</i></p>
<p>Pattern Write Write your word in a pattern with 2 colors.</p> 	<p>Forwards and Backwards Write your words forwards and backwards.</p> <p>what → tahw</p>	<p>Opposite Hand Write your words with your opposite hand.</p> 	<p>Type it Up Use your computer to type your words in any font.</p> <p>came from where</p>	<p>Dot Words Write your words and then dot over them.</p> 

SPELLING AND SIGHT WORD ACTIVITY CHOICES

Directions: Choose **ONE** activity to complete on a separate sheet of paper. Be sure to use your best handwriting, correct spelling, and complete sentences.

1 Sentence Builder



Write each spelling or sight word in a complete sentence. (Example: The cat ran fast.)

2 Story Time



Write a short story (at least 5-7 sentences) using your words.

3 Question Creator



Write a question for each word. (Example: Where is the dog?)

4 Describe It!



Pick 5 words and write a detailed sentence describing each one.

5 Word Journal



Write a short paragraph about your day and include your words.

6 Letter to a Friend



Write a letter to a friend or family member using your words.

7 Make a List Story



Write a story that includes a list (like groceries, toys, or places) using your words.

8 Fill in the Blanks



Write 5 sentences but leave a blank where your spelling word should go. Then rewrite the sentence and fill in the correct word.

9 Silly Sentences



Write funny or silly sentences using your words.

10 Word Connections



Write how two words are related in a sentence. (Example: Dog and run - The dog likes to run.)

11 My Favorite Word



Pick your favorite word and write 3 sentences about why you like it.

12 Draw and Write



Draw a picture and write 3-5 sentences about it using your words.

13 Before and After



Write a sentence about what happens before and after using your words.

14 Real Life Writing



Write about something that happened in real life using your words.

15 Create Your Own Ending



Start a story and write your own ending using your spelling or sight words.



REMEMBER:

- ✓ Use neat handwriting
- ✓ Check your spelling
- ✓ Use capital letters and punctuation
- ✓ Turn in your work with your homework packet!

