

name \_\_\_\_\_

# HOMework LOG

Reading and Language Arts  
May 4-8, 2026

## Monday

Beginning Sounds

Title of Book: \_\_\_\_\_

## Tuesday

Uppercase and Lowercase

Title of Book: \_\_\_\_\_

## Wednesday

Letter Uu pictures

Title of Book: \_\_\_\_\_

## Thursday

Rainy Day poem

Title of Book: \_\_\_\_\_

## Reminders:

\*Letter of the Week: review all letters A-Z

\*Sight Word of the Week: review all words


\*Weekly Theme:  
Mother's Day

\*Syllables

## Miscellaneous:

\*Letters already taught: Bb, Aa, Tt, Pp, Ss, Mm, Oo, Cc, Rr, Ll, Uu, Nn, Ii, Gg, Dd, Ff, Hh, Ww, Ee, Vv, Zz, Xx, Jj, Qq, Yy, Kk

\*Sight Words already taught:  
see, I, me, a, for, at, is, the, be, am, like, you, we, and, to, go, big, can, look, up, it, in, little


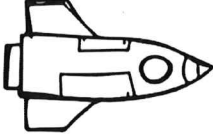








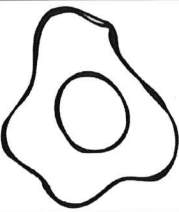



Name: \_\_\_\_\_


What letter does each picture start with? Write the letter. Color nicely!

# Beginning Sound Stamps

Monday



Name: \_\_\_\_\_



C




D




U




H



G



Y



I



L



Cut and glue the matching lowercase letter:

i

u

d

c

g









y

h

l

Name: \_\_\_\_\_

Directions: Color the pictures that begin with U.



# Rainy Day

Name: \_\_\_\_\_

Read the poem.

Parents: read the poem to your child.  
Ask your child to circle as many sight words as they can find.

Rain, rain, go away,  
When you come, I cannot play.

It is wet, the sky is gray,  
In the house I stay all day.  
I want to jump, I want to ride,  
I do not want to stay inside.  
With my friends I want to run,  
I want to have fun in the sun!

So, rain, rain, go away,  
Please come again another day.




# Rainy Day, continued

Name: \_\_\_\_\_

Answer the items about the poem you read.

1. Draw a picture of the weather to show why the girl is sad.



2. Circle the picture that shows one thing the girl wants to do.



3. Draw a face to show how you feel when it rains outside.

