

2A/2C/2E

WEEK OF 4/27-5/1

Name: _____



Due Friday 5/1

DAILY HOMEWORK

MONDAY	TUESDAY	WEDNESDAY	THURSDAY
Freckle <i>From Your Teacher</i> 60% minimum for credit	Freckle <i>From Your Teacher</i> 60% minimum for credit	Freckle <i>From Your Teacher</i> 60% minimum for credit	Freckle <i>From Your Teacher</i> 60% minimum for credit
Study Spelling Words (1 activity)	Study Spelling Words (1 activity)	Study Spelling Words (1 activity)	Study Spelling Words (1 activity)
Parent Initials	Parent Initials	Parent Initials	Parent Initials

WEEKLY OBJECTIVES

- Reading- Retell, Figurative Language, Chronological Order
- Vocabulary- Prefix pre-
- Spelling- Soft g spelled -ge or -dge
- Grammar- Possessive Nouns

IXL - D58, VYS

Ready - 45 minutes by Monday

SPELLING

1. bridge
2. huge
3. stage
4. judge
5. cage
6. pledge
7. badge
8. fudge
9. dodge
10. edge
11. age
12. lodge
13. I've
14. didn't
15. you're
16. they'd
17. fidget
18. gauge

REMINDERS

- Spelling **Friday 5/1**
- Reading **Friday 5/1**
- Grammar (IXL) **Friday 5/1**
- Please **UPDATE IPADS**
- Please ensure ipads are fully charged

VOCABULARY

arrive- get to a place

grumpy- a bad mood

joking- saying something to be funny

tucked- push it behind or into something else

stubborn- someone who does not want to change

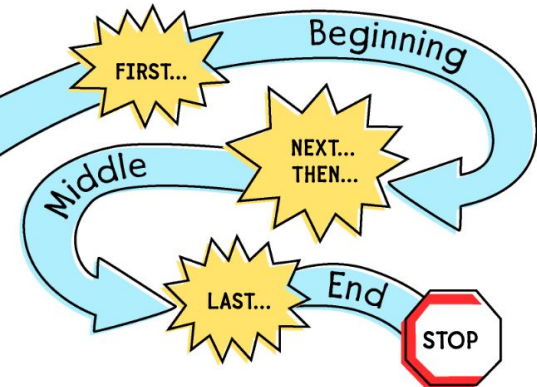
growled- a deep angry sound

hide- lift and lower shoulders to show you don't know

offer- asked to give to someone

RETELL

When you retell, you describe what happens in a story in order.



TIPS

- Use your **own words**.
- Use **details**.
- Use **words and pictures**.

TIME FOR REVIEW!

Generative Vocabulary 9.8


Prefix pre-

Add a **prefix** in front of a **base word** to change the meaning of the word. You can use a dictionary to look up the meaning of a base word that you do not know.

Examples

- sort
pre + sort = **presort**
- made
pre + made = **premade**
- plan
pre + plan = **preplan**
- test
pre + test = **pretest**

The prefix **pre-** means "before."



preview the story

FIGURATIVE LANGUAGE

Figurative language makes writing colorful and interesting, but the words and sentences don't mean exactly what they say!

SIMILE

A simile compares two different things using the word **like** or **as**.

She's as busy as a bee.



HYPERBOLE

A hyperbole is a statement that is so crazy it can't be true.

Her smile was a mile wide.



IDIOM

An idiom is a phrase that means something different from its everyday meaning.

It was raining cats and dogs!



Grade 2 | Vocabulary

Module 9 • Week 3

Grammar 2.6.4a

Review Possessive Nouns

A **possessive noun** shows ownership. Add an **apostrophe and s ('s)** to a singular noun to make it a possessive noun. Add just an **apostrophe (')** to a plural noun that ends in **-s** to make it a possessive noun.

Singular Possessive Nouns

A bird's nest rests on the branch.

The cat's tail flickers back and forth.

Plural Possessive Nouns

Some birds' nests rest on the branches.

Many cats' tails flicker back and forth.

Grade 2 | Grammar Minilessons

Nouns and Pronouns • Possessive Nouns

Tell whether you would add an apostrophe and s ('s) or just an apostrophe (') to make the underlined noun possessive.

- Raul scarf
- The cousins mittens
- Jess sled

Text Organization

Chronological Order

Look for clue words!

Beginning

Clue word:
First

Middle

Clue words:
Next, Then

End

Clue words:
Finally, Last

Informational texts have a structure, or type of organization, that fits the topic and the author's purpose.

When authors use **chronological order**, they describe events or the steps in a process in order. This helps show how one event is connected to the next.

Be sure to attach your work and bring back to class at the end of the week!



April Spelling Menu

Name: _____

Kite Words

Draw a kite for each of your spelling words. Write one spelling word inside of each kite. Then, color your kites.



Colorful Words

Write each spelling word with a pencil. Then, use the colors below to trace each letter.

Consonants = Green
Vowels = Blue



Story Time

Write a Springtime story using your spelling words. Be sure to include interesting details AND underline your spelling words in the story.



Speed Writing

Write your spelling words as many times as you can in

10 MINUTES!

Ask an adult at home to help you keep track of the time.

Practice Test

Ask an adult at home to quiz you on your spelling words. If you misspell a word, write it correctly **THREE** more times.

Adult Signature

Let's Move!

FROG HOPS!

Write a spelling word on your paper. Then, crouch down on your feet. Hop like a frog for every letter in the word – jump up and call out the word. Repeat for all of your spelling words!

Define It!

Write your spelling words. Then, write your own definition for each one. Describe **WHAT IT IS** in your own words.

EXAMPLE:

Shark – A shark is an animal with large teeth that lives in the ocean.

Fancy Shmancy

Write all of your spelling words in your best *cursive* or *fancy* handwriting.



Hidden Picture

Draw and color a large picture of a butterfly. Remember to add great details and lots of color! Then, hide your spelling words somewhere inside the picture.



A **possessive noun** tells who or what owns something.

Add an apostrophe (') and s to a singular noun to show who or what owns something.

<u>Noun</u>	<u>Possessive Noun</u>	<u>Example</u>
Luke	Luke's	Luke's baseball
sister	sister's	sister's team
bus	bus's	bus's wheels

Add (s) to the underlined word to show belonging.

1. Grace band is playing today.
2. The band players are ready.
3. We like the singer voice.
4. The song tune is happy.
5. Everyone likes the drummer playing.
6. The music beat is fast.
7. The crowd cheers are loud.
8. Today show is great!



A **possessive noun** tells who or what owns something.

Follow these rules to make a plural noun show who or what owns something:

When a plural noun ends in s, just add an apostrophe. ()


boys	boys'
babies	babies'
beaches	beaches'

For special plural nouns, add 's.

deer	deer's
children	children's
men	men's

Complete the sentence with the possessive form of the noun under the line.

1. The _____ doors open early.
shops



2. The _____ hats and mittens match.
children

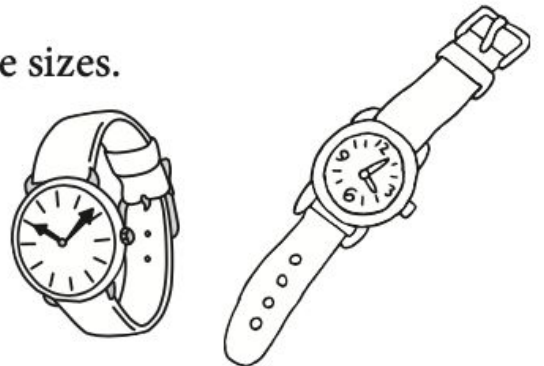
3. The _____ skirts have green stripes.
women



4. The _____ watches are on sale.
men

5. The _____ shoes come in three sizes.
babies

6. All the _____ lids are off.
boxes



Module 9 Week 3

Passage 1

The Windy Day

One morning, Mia stepped outside and felt the wind pushing against her jacket. "Wow! The wind is strong today," she said. Leaves flew across the yard like tiny dancers spinning in the air. Mia's little brother Ben tried to hold his hat, but the wind pulled it away. "That wind could carry a house away!" Ben shouted. Mia laughed and said, "Let's chase the leaves before they fly to the moon!"

Questions

1. Read the sentence from the passage.

"...the wind pulled it away."

What does the word **pulled** mean in this sentence?

- A. pushed
- B. took or dragged
- C. cleaned
- D. dropped

2. Mia says the leaves might "fly to the moon." What does she really mean?

- A. The leaves will go to space.
 - B. The leaves will disappear quickly.
 - C. The leaves are very small.
 - D. The moon is very close.
-

3. Which sentence from the story is an example of hyperbole?

- A. Mia stepped outside.
- B. Leaves flew across the yard.
- C. "That wind could carry a house away!"
- D. Mia laughed at Ben.

Passage 2

How Our Garden Grew

Last spring, my family decided to start a garden. First, we cleared the grass from a sunny spot in our yard. Next, we dug small holes and planted tomato and carrot seeds. Then, we watered the soil every day. Soon, tiny green plants began to poke out of the ground. My dad said the seeds were **preplanted** in small paper cups before we moved them outside. Finally, our garden was full of vegetables ready to pick.

Questions

4. Read the sentence from the passage.

*"The seeds were **preplanted** in small paper cups before we moved them outside."*

Think about the prefix **pre-**. What does **preplanted** mean?

- A. planted again
 - B. planted before
 - C. planted slowly
 - D. planted outside
-

5. Which words help show the events are in chronological order?

- A. sunny and tiny
- B. first and next
- C. garden and vegetables
- D. seeds and plants