

# KINDERGARTEN

## READING

SECTIONS: KA-KE

NAME: \_\_\_\_\_

WEEK: 04/13- 04/17

### Reminders

- Please use the weekly learning discoveries as you read the short stories to help aid in exams at the end of the week.
- Please complete 45 minutes of I-ready lessons that is due every Friday morning.
- Winnie the Pooh novel in progress!
- STAR PM3 Next week!



### TO DO LIST

Monday:

- Complete Monday's Section WS
- Star Reading Test Prep WS 1

Tuesday:

- Complete Tuesday's Section WS
- Star Reading Test Prep WS 2

Wednesday:

- Complete Wednesday's Section WS
- Star Reading Test Prep WS 3

Thursday:

- Complete Thursday's Section WS
- Star Reading Test Prep WS 4
- Complete Spelling words WS


### Weekly Assessment(s):

- Sight Word Test
- Spelling Test
- Reading Weekly Text Comprehension Test
- Unit test

## WEEKLY LEARNING DISCOVERIES:

### Retell a Story

Use your own words to tell the characters, setting, and main events.



### Characters

the people, animals, or creatures in a story



### Setting

where and when a story takes place



### Story Elements

the parts of a story


**MODULE 7 - WEEK 2**

Essential Question:


What can I learn when I look closely?

**Weekly Texts :**

**Reading Comprehension Skill:**  
Ask and Answer Questions



Genre: Fiction  
Lexile® Measure: AD440L  
Guided Reading Level: K



Genre: Informational Text  
Lexile® Measure: 410L  
Guided Reading Level: H

**Reading Comprehension strategy:**  
Author's Purpose

**Spelling Words:**

chicks, shed, shut, chip, shell

**Phonics:**

Digraphs: -sh, -ch

**Writing:**

Narrative Writing

**Grammar:**

sentence structure

**Vocabulary:**

flow, visit, close

**HFW & Sight Words:**




back, let, were, what

Name: \_\_\_\_\_


# FIVE WAYS!



Directions: Write your spelling words five different ways for each row.




1.				
2.				
3.				
4.				
5.				



# I READY *weekly* TRACKER

# APRIL



Color a picture for each day you complete your I-ready minutes

	MONDAY	TUESDAY	WEDNESDAY	THURSDAY
Week 1				
Week 2				
Week 3				
Week 4				

Name:

Weekly Language Review - Q2:6

Week of:

### Monday

Read and Check.

other       out

about       many

### Tuesday

Find and circle this week's words.

on other and about out is  
about many he of out other

Write the missing letter. Write the word.




\_\_\_\_\_ **a** \_\_\_\_\_  
\_\_\_\_\_ **t** \_\_\_\_\_  
\_\_\_\_\_

Write a word that rhymes with KICK.

\_\_\_\_\_ **i** \_\_\_\_\_  
\_\_\_\_\_ **ck** \_\_\_\_\_  
\_\_\_\_\_

Draw a picture to show the opposite of MANY.

Many



Circle the missing word.

Who What When

\_\_\_\_\_ time is it?

Circle the missing word.

by with in

I rode my bike \_\_\_\_\_ your house.

Write the sentence correctly.  
my sister and i are happy.

Circle the missing word.

by with in

I rode my bike \_\_\_\_\_ with my friend.

Write the sentence correctly.  
john played at the park.


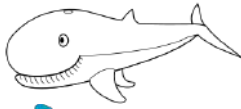

## Wednesday

Trace and Write.

other

about

Circle all the things that are BIG.



Draw a picture to show the opposite of NEAR.

Near



Circle the missing word.

to from out

I am going \_\_\_\_\_ the park.

Write the sentence correctly.  
what time did i get here?

## Thursday

Trace and Write.

out

many

How many syllables in house?



\_\_\_\_\_

\_\_\_\_\_

\_\_\_\_\_

Circle the missing word.

Where Why How

\_\_\_\_\_ is he laughing?

Circle the missing word.

to from out

He walked \_\_\_\_\_ the door.

Write the sentence correctly.  
amy and i have a dog.

Name: \_\_\_\_\_

Rhyming: €

Color in the box with the word that rhymes with the picture provided.

1.





2.



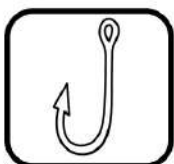

3.




4.



5.



6.



Name: \_\_\_\_\_



Rhyming: 7

Color in the box with the word that rhymes with the picture provided.


1.



2.



3.



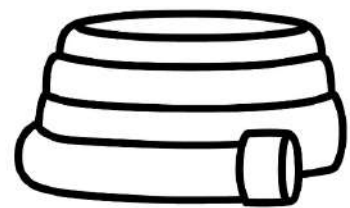
4.



5.



6.




Name: \_\_\_\_\_


Rhyming: E

Color in the box with the word that rhymes with the picture provided.

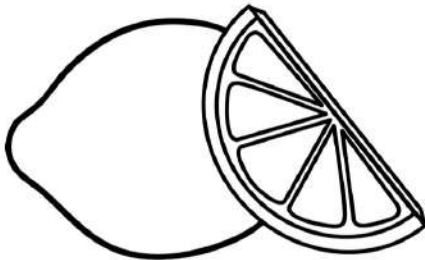
1.



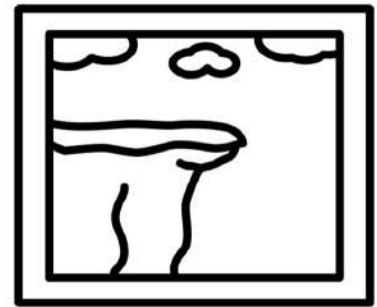
2.




3.



4.



5.



6.



Name: \_\_\_\_\_


Rhyming: C

Color in the box with the word that rhymes with the picture provided.


1.




2.



3.



4.



5.



6.

