

Mrs. Roldan's ELA HW 4/13-4/17

Name _____

Homework directions: Complete 100 minutes of Amira every week. I will check for completion on Monday mornings. Turn in your Spelling and Sight Word activities every Friday .

Reminders: Students should always bring their Archimedean and purple folders in their backpacks. Please check your Archimedean folder every night for papers to either leave at home, or complete and return to school. **Students should have their headphones in their bookbags everyday.**

Assessments- HMH ReadingComprehension Quiz 4/16



HMH Module 6:


Celebrate America

Week 3


Essential Question: What holidays and symbols tell about our country?

Reading Skills

Captions are words or sentences about a picture.




Chapter headings organize the information by chapter.



Text Features

Authors choose text and graphic features to help explain ideas or to help readers locate information.

Italic text is leaning to the right. It means pay attention or read with more feelings.



Text can be in different sizes. **Bigger text** is usually more important than smaller text.




Create Mental Images

When you create mental images, you make pictures in your mind to help you remember what you read.



Weekly HMH Story:



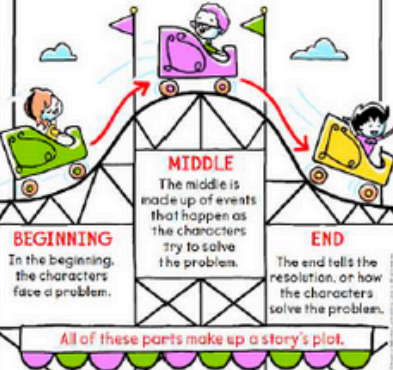
Spelling Words:

Phonics - Long e vowel team patterns

- | | |
|----------------|-------------------|
| 1. <u>team</u> | 8. <u>mean</u> |
| 2. <u>be</u> | 9. <u>see</u> |
| 3. <u>read</u> | 10. <u>she</u> |
| 4. <u>feet</u> | 11. <u>peanut</u> |
| 5. <u>tree</u> | 12. <u>fear</u> |
| 6. <u>keep</u> | 13. <u>below</u> |
| 7. <u>eat</u> | 14. <u>clean</u> |

Story Structure

Stories often have a similar structure. Authors organize stories in a way that will entertain readers.



BEGINNING
In the beginning, the characters face a problem.


MIDDLE
The middle is made up of events that happen as the characters try to solve the problem.

END
The end tells the resolution, or how the characters solve the problem.

All of these parts make up a story's plot.

ELEMENTS OF POETRY






RHYTHM
The words in a poem have a beat when you read them, like music!



RHYME
Words end with the same sound or sounds.

CAT SAT MAT

DESCRIBING WORDS
Words tell how things look, sound, feel, smell, and taste. They help you picture what the poet sees in his or her mind.

look	
sound	
feel	
smell	
taste	

Vocabulary:

Big Idea Words: participate, appreciate, duty

Vocabulary Skill: Words about actions

Story Vocabulary: celebrate, Constitution, parade, share, tradition

Sight Words:

Practice reading these words each night.

- | | |
|-----------------|-----------------|
| 1. <u>carry</u> | 5. <u>goes</u> |
| 2. <u>draw</u> | 6. <u>may</u> |
| 3. <u>eight</u> | 7. <u>seven</u> |
| 4. <u>even</u> | 8. <u>shows</u> |

Fluency

Expression

Writing

Personal Narrative

Grammar



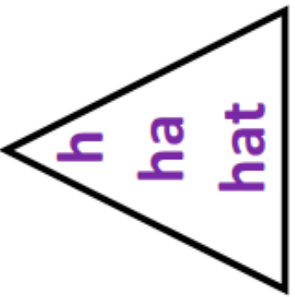
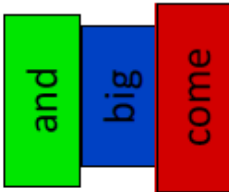





compound sentences

Social Studies

Renewal and Nonrenewable Resources

Spelling Choice Board

Sight
Words
Too

<p><u>Draw a Picture</u> Draw a picture to go with each of your words.</p> 	<p><u>Small, Medium, Large</u> that that that</p>	<p><u>Magic Words</u> Write your words using a white crayon. Color over it with marker.</p>  can	<p><u>Pyramid Words</u></p> 	<p><u>ABC Order</u> Write your words in alphabetical order.</p> 
<p><u>Silly Story</u> Write a silly story using all of your words.</p> 	<p><u>Rainbow Write</u> Use at least 3 colors to write each word.</p> 	<p><u>Rhyme Time</u> Write a rhyming word for each of your words. Your word: can Rhyming word: fan</p>	<p><u>Hidden Picture</u> Hide your words in a picture.</p> 	<p><u>Fancy Words</u> Write your words in a fancy style.</p> <p>YOU what have</p>
<p><u>Pattern Write</u> Write your word in a pattern with 2 colors.</p> 	<p><u>Forwards and Backwards</u> Write your words forwards and backwards. what → tahw</p>	<p><u>Opposite Hand</u> Write your words with your opposite hand.</p> 	<p><u>Type it Up</u> Use your computer to type your words in any font. came from where</p>	<p><u>Dot Words</u> Write your words and then dot over them.</p> 