

CLASS NEWS

MS. BOXER'S KINDER SCIENCE CLASS

Week Of APRIL 6-10

OUR LEARNING

This week in science class, we are learning all about sound energy and how sound travels through matter.

Scholars will be learning the difference between soft/ loud sounds and high and low sounds.

Let's have an awesome week!!


EVENTS

REMINDERS

-Homework due
April 13th in yellow
science folder


Homework

-All pages are to be completed and turned in on Monday, April 13th in the Yellow folder.









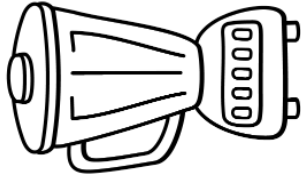
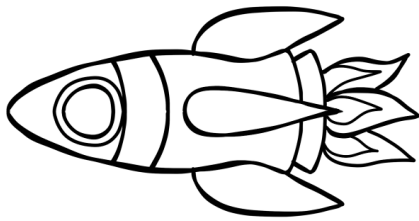
Name: _____


Section: _____



Name: _____




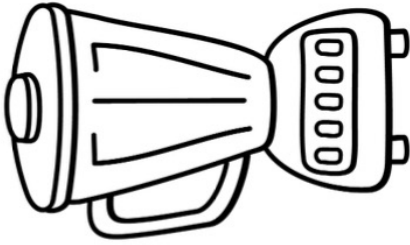
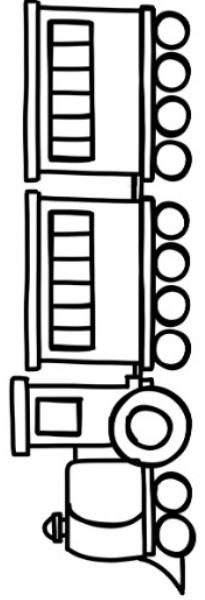



Directions: Color the pictures that show things that make a loud sound.





Name: _____

Directions: Color the pictures that show things that make a soft sound.





Name: _____

High/Low Sound Labeling

Directions: Label each picture to tell about the sound it makes.

Word Bank:

high - low



Name: _____

Date: _____






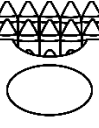





Sound Energy Sort

Color the pictures. Cut out the pictures at the bottom. Sort them into the correct column.

Sound Energy	Not Sound Energy

© Busy Me Plus Three



guitar 	party hat 	car 	crayons 	whistle 
cell phone 	shoes 	sandcastle 	drums 	lollipop 