

Mrs. Roldan's ELA HW 4/6-4/10

Name _____

Homework directions: Complete 100 minutes of Amira every week. I will check for completion on Monday mornings. Turn in your Spelling and Sight Word activities every Friday .

Reminders: Students should always bring their Archimedean and purple folders in their backpacks. Please check your Archimedean folder every night for papers to either leave at home, or complete and return to school. **Students should have their headphones in their bookbags everyday.**



HMH Module 6:

Celebrate America

Week 2



Essential Question: What do holidays and symbols tell about our country?

Reading Skills

Point of View

The narrator is the person who tells a story. Readers see the story events through the narrator's point of view.



THIRD-PERSON NARRATOR

A person who is **NOT** in the book is telling it. Look for the words **he, she, or they**.



FIRST-PERSON NARRATOR

A person who is **in** the book is telling it. Look for the words **I, me, or my**.



EVALUATE



1. Think about the author's words as you read.
 2. Then evaluate, or decide, what is most important.
- ★ ★ ★ ★

Weekly HMH Story:



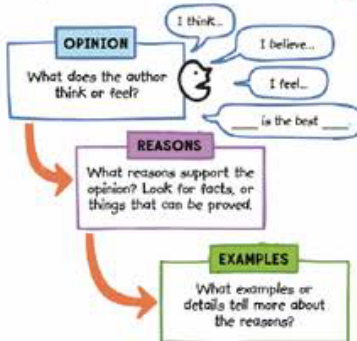
Spellina Words:

Phonics - long vowels
"magic e"

- | | |
|-----------------|------------------|
| 1. <u>like</u> | 8. <u>these</u> |
| 2. <u>drive</u> | 9. <u>theme</u> |
| 3. <u>fine</u> | 10. <u>use</u> |
| 4. <u>time</u> | 11. <u>tube</u> |
| 5. <u>bone</u> | 12. <u>flute</u> |
| 6. <u>rope</u> | 13. <u>shape</u> |
| 7. <u>joke</u> | 14. <u>plate</u> |

IDEAS and SUPPORT

When authors write to persuade, they want readers to do or believe something.



Make Connections

When you read, find ways that the text is like things in your own life and other texts you have read.



Vocabulary:

Vocabulary Skill: Suffixes -less and -ful

Vocabulary Words : vote, program, split, stand, onstage, audience, contest, liberty, hope, national, towers, and base.

Sight Words:

Practice reading these words each night.

- | | |
|-----------|-----------|
| 1. always | 5. gives |
| 2. began | 6. shall |
| 3. better | 7. should |
| 4. hurt | 8. things |

Fluency

Reading Rate

Writing

Personal Narrative



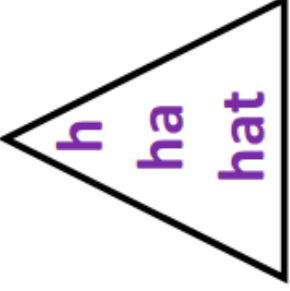
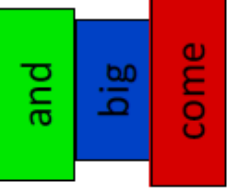





Grammar

Compound Sentences

Social Studies

American Holidays and Symbols

Spelling and Sight Word Activity Choices

<p><u>Draw a Picture</u> Draw a picture to go with each of your words.</p> 	<p><u>Small, Medium, Large</u></p> <p>that that that</p>	<p><u>Magic Words</u> Write your words using a white crayon. Color over it with marker.</p> 	<p><u>Pyramid Words</u></p> 	<p><u>ABC Order</u> Write your words in alphabetical order.</p> 
<p><u>Silly Story</u> Write a silly story using all of your words.</p> 	<p><u>Rainbow Write</u> Use at least 3 colors to write each word.</p> 	<p><u>Rhyme Time</u> Write a rhyming word for each of your words.</p> <p>Your word: can Rhyming word: fan</p>	<p><u>Hidden Picture</u> Hide your words in a picture.</p> 	<p><u>Fancy Words</u> Write your words in a fancy style.</p> <p>YOU what <i>have</i></p>
<p><u>Pattern Write</u> Write your word in a pattern with 2 colors.</p> 	<p><u>Forwards and Backwards</u> Write your words forwards and backwards.</p> <p>what → tahw</p>	<p><u>Opposite Hand</u> Write your words with your opposite hand.</p> 	<p><u>Type it Up</u> Use your computer to type your words in any font.</p> <p>came from where</p>	<p><u>Dot Words</u> Write your words and then dot over them.</p> 