



# READING

SECTIONS: KA-KE

NAME: \_\_\_\_\_

WEEK: 03/30-04/03

## Reminders

- Please use the weekly learning discoveries as you read the short stories to help aid in exams at the end of the week.
- Please practice writing the 2 sentences on the To Do list for classwork assignment.
- Please complete 45 minutes of I-ready lessons that is due every Friday morning.
- Winnie the Pooh novel in progress!



## TO DO LIST

Monday:

- Complete Monday's Section WS
- Star Reading Test Prep WS 1
- Practice writing these sentences daily: -Will ducks nest here? -Nick runs past Jill and hops off. See Rubric for details

Tuesday:

- Complete Tuesday's Section WS
- Star Reading Test Prep WS 2
- Read Ducks & Hop in, Jill!

Wednesday:

- Complete Wednesday's Section WS
- Star Reading Test Prep WS 3
- Practice writing these sentences daily: -Will ducks nest here? -Nick runs past Jill and hops off. See Rubric for details

Thursday:

- No School Friday

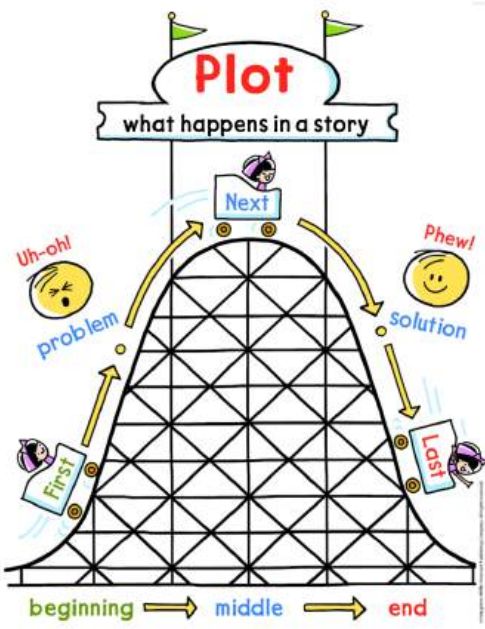
## Weekly Assessment(s):

- Sight Word Test
- Spelling Test
- Weekly Text reading comprehension assessment
- Sight Word Sentences (Classwork)

## WEEKLY LEARNING DISCOVERIES:

### Retell a Story

Use your own words to tell the characters, setting, and main events.



### Characters

the people, animals, or creatures in a story



### Setting

where and when a story takes place



## Story Elements

the parts of a story


**MODULE 7 - WEEK 1**

Essential Question:


What can I learn when I look closely?

**Weekly Texts :**

**Reading Comprehension Skill:**  
Finding Story Elements



Genre: Fiction  
Lexile® Measure: AD610L  
Guided Reading Level: M



Genre: Fiction  
Lexile® Measure: AD240L  
Guided Reading Level: F

**Reading Comprehension strategy:**  
Retelling

**Spelling Words:**  
duck, Jill, buzz, miss, cliff

**Phonics:**  
Double and Final Consonants  
Final -ck

**Writing:**  
Narrative Writing

**Grammar:**  
Prepositions

**Vocabulary:**  
familiar, free, witness




**HFV & Sight Words:**  
down, off, so, will

Name: \_\_\_\_\_

# FIVE WAYS!



Directions: Write your spelling words five different ways for each row.




1.				
2.				
3.				
4.				
5.				

Name:

# Ducks

by Ivy Akana



©outcast85/Stockphoto/Getty Images

Ducks land on a pond to rest.  
Ducks gab. Quack! Quack!

Fold

This book belongs to

\_\_\_\_\_

\_\_\_\_\_

\_\_\_\_\_



Ducks get wet! But ducks  
have slick backs. So, wet  
stuff just spills off.

©Mary Cantrille/Alamy Stock Photo

**WORD  
WORK**



**Blend and Read**

Read these words. What is  
the same?



**-ll**

bill    hill

spill

**-ck**

quack

quick    slick

**-ff**

stiff    stuff



**Word Hunt**

Find these words in the story.


get

red

have

©AEP photographic/Shutterstock

Fold



No! The ducks spot the fox.  
Quick! Flap, ducks! Flap!  
Flap! Flap!

©Gay Bungamer/Alamy Stock Photo, ©Riky6/Dreamstime



Will ducks nest here? Yes!  
Mom Duck gets sticks for  
a nest.

©AEPHOTOGRAPHIC/SHUTTERSTOCK

-Fold-



Ducks have stiff bills.  
They dip stiff bills in  
the pond to nab snacks.

©MOONFLASH-LONDON/Stockphoto/Getty Images

Fold




A red fox jogs down the hill.  
Will it get the ducks?

©wonderful-Earth.net/Alamy Stock Photo

# Hop In, Jill!

by Ivy Akana  
illustrated by Alyssa Peterson



Fold

This book belongs to

\_\_\_\_\_

-----

\_\_\_\_\_

“Jill! Nick!” quacks Mom Duck.  
“Come down to the dock.”



Fold

“Hop in,” Mom tells Jill.  
But Jill did not hop.  
“I will not,” Jill quacks.

**WORD  
WORK**



**Speed Read**

Read these words to be  
a better reader.

get      come      down  
so      off      will



**Show You Know**

Tell about the story.

Jill      ducks      dock

The \_\_\_\_\_ are by the dock.  
Nick hops off the \_\_\_\_\_.  
\_\_\_\_\_ slips and gets wet.



“Well,” Jill quacks. “I am wet.  
And it is not so bad!”  
Jill gets a kiss from Mom.



“Hop in, Jill!” quacks Mom.  
“Mom, my fuzz will get wet.  
So I will stand on the dock.”

Fold



“And miss the fun?” yells Nick.  
Nick runs past Jill and  
hops off.

Fold



Jill steps back. But the dock  
is slick. Jill slips!  
“Mom!” yells Nick. “Jill fell in!”


## Wednesday

Trace and Write.

there

use

Circle all the animals that live on a FARM.



Draw a picture to show the opposite of HAPPY.

happy



Circle the missing word.

Where Why When

\_\_\_\_\_ did you get to school?

Circle the missing word.

beside  
under  
on



The girl is \_\_\_\_\_ the box.

## Thursday

Trace and Write.

on

each

How many syllables in strawberry?



\_\_\_\_\_  
\_\_\_\_\_  
\_\_\_\_\_

Draw a picture to show the opposite of HARD.

hard



Circle the missing word.

Where Why When

\_\_\_\_\_ are you sad?

Circle the missing word.

beside  
under  
on



The girl is \_\_\_\_\_ the box.

## Monday

Read and Check.

which       do

she       how

Write the missing letter. Write the word.



\_\_\_\_\_

\_\_\_\_\_

ca

\_\_\_\_\_

Draw a picture to show the opposite of HEAVY.

heavy



Circle the missing word.

How      Why      Who

\_\_\_\_\_ many rocks are there?

Circle the missing word.

to      from      in

I'm going \_\_\_\_\_ school.

## Tuesday

Find and circle this week's words.

do so she are how which

which was do on she how

Write a word that rhymes with ZIP.

\_\_\_\_\_

\_\_\_\_\_

ip

\_\_\_\_\_

Draw a picture to show the opposite of HOT.

hot



Circle the missing word.

How      Why      Who

\_\_\_\_\_ is at the door?

Circle the missing word.









to      from      in

We get milk \_\_\_\_\_ cows.

Name \_\_\_\_\_

# Read and Spell








Read and spell these words to be a better reader.

 Read it.  <p>down</p>	 Trace it.  <p>down</p>	 Write it.  <hr/> <hr style="border-top: 1px dashed;"/>  <hr/>
 Read it.  <p>off</p>	 Trace it.  <p>off</p>	 Write it.  <hr/> <hr style="border-top: 1px dashed;"/>  <hr/>
 Color them.  <p>down off</p>		
 Circle them.  <p>if      down      must      off</p> <p>down      said      of      do</p> <p>when      off      down      off</p>		

Name \_\_\_\_\_

# Read and Spell

Read and spell these words to be a better reader.

 Read it.  <p style="text-align: center; font-size: 2em;">so</p>	 Trace it.  <p style="text-align: center; font-size: 2em;">so</p>	 Write it.  <hr/> <hr style="border-top: 1px dashed;"/> <hr/>	
 Read it.  <p style="text-align: center; font-size: 2em;">will</p>	 Trace it.  <p style="text-align: center; font-size: 2em;">will</p>	 Write it.  <hr/> <hr style="border-top: 1px dashed;"/> <hr/>	
 Color them.  <p style="text-align: center; font-size: 3em;">so      will</p>			
<input type="radio"/> Circle them.  <p style="text-align: center; font-size: 1.5em;">       go          off          so          will        with        so          will        down        will        when        is          so     </p>			

# Test Prep Practice

Look at the picture. Follow the directions to change the ending sound. Cut out the pictures and glue the picture in the corresponding box.

The word is

Change the /t/ in dot to /g/





The word is

Change the /g/ in big to /b/



The word is

Change the /g/ in rag to /t/




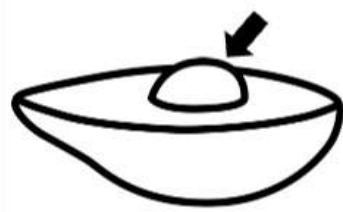
The word is

Change the /g/ in peg to /n/



The word is

Change the /t/ in pit to /g/



The word is

Change the /d/ in mad to /p/



The word is

Change the /d/ in wed to /t/




The word is

Change the /m/ in hum to /t/



STAR/MKAS Test Prep Practice Pages by Mrs. K's Klubhouse

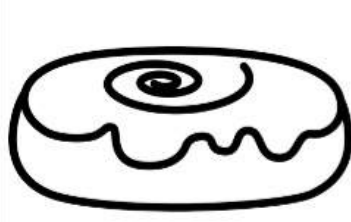


# Test Prep Practice

Look at the picture. Follow the directions to change the vowel sound. Cut out the pictures and glue the picture in the corresponding box.

The word is

Change the /ü/ in bun to /i/



The word is

Change the /ë/ in pet to /ö/




The word is

Change the /i/ in kit to /ö/



The word is

Change the /ü/ in bud to /ë/



The word is

Change the /ä/ in lad to /i/



The word is

Change the /i/ in wig to /ä/



The word is

Change the /ä/ in cap to /ü/



The word is

Change the /ë/ in beg to /ä/



STAR/MKAS Test Prep Practice Pages by Mrs. K's Klubhouse


Look at the picture and follow the directions. Change the consoneme and color in the box with the new word.

# Test Prep Practice

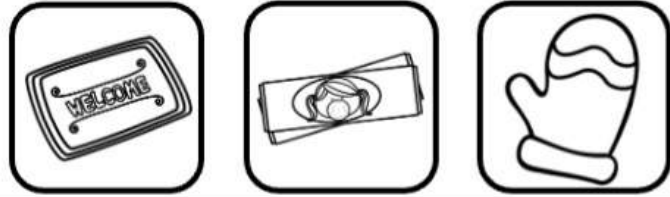
The word is  Change the /p/ in paw to /s/.



The word is  Change the /l/ in log to /d/.




The word is  Change the /ū/ in mute to /ă/.




The word is  Change the /ū/ in rug to /ă/.



The word is  Change the /n/ in fin to /g/.




The word is  Change the /t/ in pet to /g/.




The word is  Change the /n/ in bean to /t/.



The word is  Change the /g/ in hog to /t/.



The word is  Change the /d/ in den to /h/.



The word is  Change the /ē/ in bead to /ē/.

