

Ms. Ramos

Week of 3/30 – 4/2

ELA Homework



Name: _____

Homework Directions:

- Read for 20 minutes and fill in your reading log every day.
- Practice reading and writing the weekly Spelling Words and Sight Words
- i-Ready for HW this week (45 mins). - Login is taped inside your child's purple folder - instructions were emailed.
- Complete the attached worksheets and turn in this homework packet on Friday.

Reminders:

- Students need c-type headphones daily, please make sure they have them in their bookbags (you can order from the AA bookstore).
- Students should always have their Archimedean and Purple folders in their backpacks.
- Please check your Archimedean folder every night for papers to either leave at home or complete and return to school.

ASSESSMENTS:

3/31: Subject & Verb
Grammar Quiz

4/1 Comprehension Test,
Spelling Test, & Sight Word
Test

Important Dates:

4/2 - NO SCHOOL



HMH Module 5:

Now You see It, Now You Don't

Week 1

Essential Question: Why do light and dark come and go?

Reading Skills

Story Structure

Events are the things that happen in a story. They are told in sequence, or in order. Use details to identify and describe the events.

FIRST
Use first to describe the most important events that happen at the beginning.

NEXT
Use next to describe the most important events that happen in the middle.

LAST
Use last to describe the most important events that happen at the end.

Diagrams are pictures with labels that tell what each part is.

Text Features

Authors choose text and graphic features to help explain ideas or to help readers locate information.

Text can be in different colors. The colors can mean something or just be for fun!

Text can be in different sizes. Bigger text is usually more important than smaller text.

Diagrams are pictures with labels that tell what each part is.

Text can be in different colors. The colors can mean something or just be for fun!

Text Features

Authors choose text and graphic features to help explain ideas or to help readers locate information.

Curved text can wrap around the art or make reading more fun.

Make Inferences

When you make inferences, you use clues to make a smart guess about something the author doesn't tell you.

CLUES FROM THE TEXT AND PICTURES + CLUES FROM WHAT I ALREADY KNOW =

INFERENCE

Phonics -Initial Blends with I & Review

Spelling Words:

- | | |
|---------|------------|
| 1. flap | 7. stop |
| 2. club | 8. step |
| 3. flag | 9. spit |
| 4. slam | 10. slid |
| 5. clap | 11. tube |
| 6. sled | 12. flower |

Sight Words:

- | | |
|----------|-----------|
| 1. two | 5. around |
| 2. came | 6. found |
| 3. other | 7. worked |
| 4. come | 8. people |

Weekly HMH story:

The Black Rabbit

Vocabulary Words:

Sweep, rolls, universe, tilts, revolve, gravity, bank, trembling, nibbled, scrambled & tight.

Fluency

Expression

Writing

Imaginative
Story

Grammar

Subject - Verb
Agreement

Social Studies

Florida State

Required Weekly Spelling & Sight Word Practice



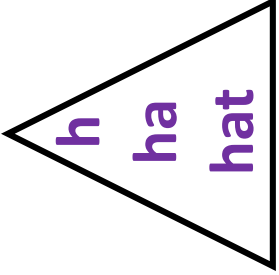
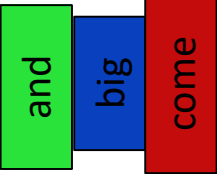






You are required to complete and turn in your weekly spelling word and sight word practice.

On the next page, you will find 15 choices of activities to practice your weekly words. Please select **ONE** activity to complete on a separate piece of paper.

Please attach your completed practice to this homework packet before turning it in.


This will be a graded homework assignment.

Spelling Choice Board

<p><u>Draw a Picture</u> Draw a picture to go with each of your words.</p> 	<p><u>Small, Medium, Large</u> that that that</p>	<p><u>Magic Words</u> Write your words using a white crayon. Color over it with marker.</p> 	<p><u>Pyramid Words</u></p> 	<p><u>ABC Order</u> Write your words in alphabetical order.</p> 
<p><u>Silly Story</u> Write a silly story using all of your words.</p> 	<p><u>Rainbow Write</u> Use at least 3 colors to write each word.</p> 	<p><u>Rhyme Time</u> Write a rhyming word for each of your words. Your word: can Rhyming word: fan</p>	<p><u>Hidden Picture</u> Hide your words in a picture.</p> 	<p><u>Fancy Words</u> Write your words in a fancy style.</p> <p><i>you what have</i></p>
<p><u>Pattern Write</u> Write your word in a pattern with 2 colors.</p> 	<p><u>Forwards and Backwards</u> Write your words forwards and backwards.</p> <p>what → tahw</p>	<p><u>Opposite Hand</u> Write your words with your opposite hand.</p> 	<p><u>Type it Up</u> Use your computer to type your words in any font.</p> <p>came from where</p>	<p><u>Dot Words</u> Write your words and then dot over them.</p> 

Read the story. Ask yourself, "What will probably happen next?"

Lily made a little snowball.
Then she rolled the ball in the snow.
She rolled it over and over.
The ball got bigger and bigger.
Lily patted the big ball.
She made a second ball in the same way.
That ball was smaller than the first.
Lily rolled one more ball.
That ball was the smallest.
Now she was ready to stack the balls.



Fill in the circle next to the correct answer.

- What will Lily probably do next?
 - Lily will throw the balls of snow.
 - Lily will play in the park.
 - Lily will make a snowman.
- What happens when Lily rolls the snowball?
 - The snowball gets bigger.
 - The snowball gets smaller.
 - The snowball gets colder.
- What will Lily probably do with the smallest snowball?
 - put it under the biggest snowball
 - put it on top of the other two snowballs
 - put it between the other two snowballs

WORD MEANINGS

Circle the picture that shows how Lily patted the ball of snow.

1.



2.



Read the story. Ask yourself, "What will probably happen next?"

Ty's mom is shopping for food.
 Ty pushes his sister Nell in the cart.
 Nell likes to grab things.
 She wants to get a can of peas.
 "Don't touch," says Ty.
 Nell takes an apple.
 "Put that back," says Ty.
 Nell tries to get a shiny pan.
 Ty says, "No no no!"
 Then Ty stops to tie his shoe.



Fill in the circle next to the correct answer.

- What will probably happen next?
 - Nell will try to grab something.
 - Ty will hug his sister.
 - Nell will go to sleep.
- Which one tells about Nell?
 - Nell is older than Ty.
 - Nell listens to Ty.
 - Nell does not listen to Ty.
- What might happen if Ty did not stop to tie his shoe?
 - He could not push the cart.
 - His mom would be mad.
 - He could trip and fall.

WORD MEANINGS

Circle what it means to grab.

1. to get

2. to tell

3. to give