

name \_\_\_\_\_

# HOMework LOG

Reading and Language Arts

March 23-27, 2026

## Monday

Reading Comprehension

Title of Book: \_\_\_\_\_

## Tuesday

Rhyme It

Title of Book: \_\_\_\_\_

## Wednesday

Does it Rhyme?

Title of Book: \_\_\_\_\_

## Thursday

-at Words

Title of Book: \_\_\_\_\_

## Reminders:

\*Letter of the Week: review

\*Sight Word of the Week: review

\*Weekly Theme:  
Baby Animals

\*Rhyming Words

\*Name Writing-  
First and Last Name

\*Word Family "at"  
cat, hat, mat, rat, bat

## Miscellaneous:

\*Letters already taught: Bb, Aa, Tt, Pp, Ss, Mm, Oo, Cc, Rr, Ll, Uu, Nn, Ii, Gg, Dd, Ff, Hh, Ww, Ee, Vv, Zz, Xx, Jj

\*Sight Words already taught:  
see, I, me, a, for, at, is, the, be, am, like, you, we, and, to, go, big, can, look, up



Name: \_\_\_\_\_


Date:

Monday


\* circle all the sight words in the story that we have learned already.

- 1. Read the story. *\* Parents, Read story and questions out loud to your child.*
- 2. Answer the questions. *→ students circle their answer by themselves.*

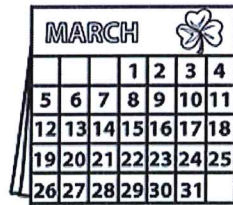
It is March. It is almost spring. The sun is shining. It is warm outside. Ben likes to play outside at the park when the sun is shining.



1. What is the month?



February



March

2. What is the temperature?



warm



cold

3. Who likes to play outside?



Ben




Tucker

4. Where does Ben like to play?



inside









outside

Name: \_\_\_\_\_



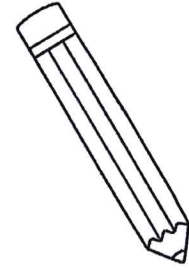
say the words out-loud. cut and glue two pictures that rhyme with bug.

# Rhyme It!




# Does It Rhyme?

Write the word:  
**(yes or no)**  
next to each  
set of pictures.





\_\_\_\_\_




\_\_\_\_\_





\_\_\_\_\_



\_\_\_\_\_



\_\_\_\_\_



**Draw a pair  
of rhyming  
words.**


**Write Yes or No**

**Name** \_\_\_\_\_

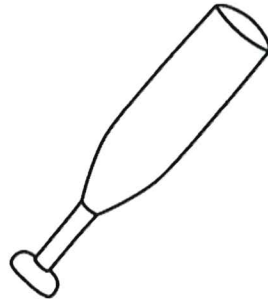
write the word under each picture. color the pictures.

Name \_\_\_\_\_


# -at words




\_\_\_\_\_



\_\_\_\_\_



\_\_\_\_\_



\_\_\_\_\_



\_\_\_\_\_

hat

bat

rat

mat

cat