# Mrs. Roldanś ELA HW 3/23-3/27

## Name _____

**Homework directions:** Read for 20 minutes and fill your reading log daily. Please practice AMIRA as often as pssible.  Practice sight words and spelling words. Complete attached worksheets and turn in this homework packet on Friday

**Reminders: Students should always bring their Archimedean and purple folders in their backpacks. Please check your Archimedean folder every night for papers to either leave at home, or complete and return to school. Students should have their headphones in their bookbags everyday.**

**Assessments- HMH Reading Comprehension Quiz/ Spelling /Sight Word Test - March 26**

**Important Date- 3/24-Fun Day**

**1D**

**1E**

# HMH Module 6:

## Celebrate America

## Week 1

**Essential Question:** What holidays and symbols tell about our country?

## Reading Skills

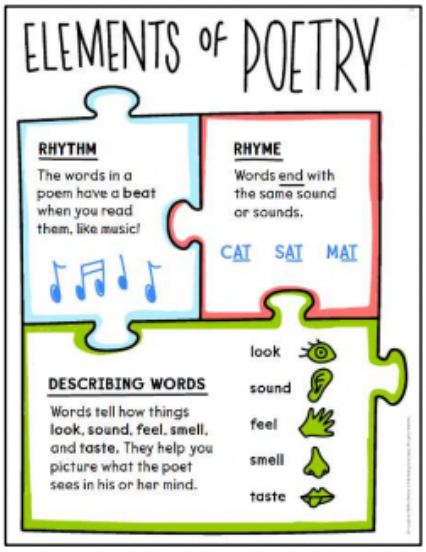




## Weekly HMH Story:




## Spelling Words:

**Phonics – CV Pattern and Question Words**

1. so
2. go
3. no
4. me
5. where
6. who
7. what
8. when
9. why
10. how
11. fast
12. lamp
13. jump
14. went

## Sight Words:

**Practice reading these words each night.**

1. another
2. gave
3. house
4. over
5. own
6. read
7. water
8. white

## Vocabulary:

Big Idea Words: participate, appreciate, duty

Vocabulary Skill: Suffixes -y and -ful, multiple meaning words

Story Vocabulary: scene, monuments, sights, grouchy, freedom, symbol

## Fluency

Accuracy and Self-Correction

## Writing

Personal Narrative

## Grammar

Future Tense

## Social Studies

American Holidays and Symbols

# Weekly Reading Log

*Please ✓ one

| | Book Title | Author | Read to Self | Read to Parent | Parent's Initials |
|---|---|---|---|---|---|
| Monday<br>20 Minutes | | | | | |
| Tuesday<br>20 Minutes | | | | | |
| Wednesday<br>20 Minutes | | | | | |
| Thursday<br>20 Minutes | I chose to read: | | | | |

Can you find any **text features** in any of the books you read this week? If yes, which ones?

_____

_____

_____

# Spelling Choice Board

Sight Words Too

| | | | | |
|---|---|---|---|---|
| **Draw a Picture**<br>Draw a picture to go with each of your words.<br> | **Small, Medium, Large**<br>that<br>that<br>that | **Magic Words**<br>Write your words using a white crayon. Color over it with marker.<br>can | **Pyramid Words**<br>h<br>ha<br>hat | **ABC Order**<br>Write your words in alphabetical order.<br>and<br>big<br>come |
| **Silly Story**<br>Write a silly story using all of your words.<br> | **Rainbow Write**<br>Use at least 3 colors to write each word.<br>for | **Rhyme Time**<br>Write a rhyming word for each of your words.<br>**Your word:** can<br>**Rhyming word:** fan | **Hidden Picture**<br>Hide your words in a picture.<br> | **Fancy Words**<br>Write your words in a fancy style.<br>you<br>what<br>have |
| **Pattern Write**<br>Write your word in a pattern with 2 colors.<br>about | **Forwards and Backwards**<br>Write your words forwards and backwards.<br>what → tahw | **Opposite Hand**<br>Write your words with your opposite hand.<br> | **Type it Up**<br>Use your computer to type your words in any font.<br>came<br>from<br>where | **Dot Words**<br>Write your words and then dot over them.<br> |

©TeachReadLearn2020

Name: _____

# Color By Punctuation #3

Color each crayon in the box with a different color. Read the sentences below and put the correct punctuation in the box. Then color the picture according to the crayons in the box.

| 4 | 3 | 2 |
|---|---|---|
| ? | ! | . |

Can I go with you ☐

Do not hog the sub ☐

Get the bug ☐

Have you sat on the mat ☐

We sip the mix ☐

Will you play ☐

Look at the fox ☐

I can mix in the jug ☐



Did you see that pig ☐

©2023 Learning At The Primary Pond

Name:_____ Date:_____

# Verb Practice

| Yesterday | Today Now | Tomorrow |
|---|---|---|
| ⇦ Past | Present ⇩ | Future ⇨ |
| walked | walking | will walk |
| smiled | smiling | will smile |
| play_____ | play_____ | will _____ |
| jump____ | jump_____ | will _____ |
| color____ | color_____ | will _____ |
| look_____ | look_____ | will _____ |
| count_____ | count_____ | will _____ |
| talk_____ | talk_____ | will _____ |
| read | _____ | will _____ |
| ran | _____ | will _____ |

# Elements of Drama Matching

Directions: Draw a line to match each drama element to its definition.

- scene
- character
- dialogue
- cast
- setting

- the words the characters say
- where and when the drama takes place
- the people, animals, or things in the drama
- the parts of a drama. This changes when the setting changes
- the list of characters

Name: _____ Date: _____/_____/_____

# Nocturnal Animals

## Owls




**Part: 1** Owls are nocturnal animals. They are busy at night. Owls are large birds with feathers, a beak, wings, and talons to grip and tear prey.

**Part: 2** Owls live in barns, trees, old buildings and tunnels. Owls camouflage themselves in trees. Owls can be found all over the world.

**Part: 3** Owls eat mainly small animals, such as mice, voles,r ats, snakes, and frogs.

Owls are nocturnal animals. They hunt their prey in darkness.

1 What is **PART: 2** mostly about?

- ◯ What are Owls?
- ◯ Where Do Owls Live?
- ◯ What Do Owls Eat?

## Non-fiction Text Features Checklist

- ☐ Caption
- ☐ Title
- ☐ Bold Print
- ☐ Diagram
- ☐ Heading
- ☐ Photograph

Yellow Yellow Yellow

Name: _____ Date: _____/_____/_____

2018 KD's Little Learners

**2** How is the **PICTURE** helpful?

- ◯ It shows an owl on a tree.
- ◯ It shows what an owl looks like.
- ◯ It shows owls have big eyes.

**3** Why do owls use their talons?

- ◯ to fly high in the sky
- ◯ to camouflage itself
- ◯ to grip and tear prey

**4** What does the diagram show?

- ◯ many parts of an owl
- ◯ an owl on a tree
- ◯ how an owl looks

**5** By reading this, what can you tell about owls?

- ◯ owls are fun animals
- ◯ owls hunt their prey in darkness
- ◯ owls live underwater

**6** What do owls **NOT** eat?

- ◯ frogs
- ◯ gerbils
- ◯ voles
- ◯ rats