



READING

SECTIONS: KA-KE

NAME: _____

WEEK: 03/16-03/20

Reminders

- Please use the weekly learning discoveries as you read the short stories to help aid in exams at the end of the week.
- Homework is turned in every Friday inside the blue folder.
- Please complete 45 minutes of I-ready lessons that is due every Friday morning.
- Winnie the Pooh novel in progress!



TODO LIST

Monday:

- Complete Monday's Section WS
- Star Reading Test Prep WS 1
- Read Flags Flap

Tuesday:

- Complete Tuesday's Section WS
- Star Reading Test Prep WS 2
- Read Ken and Mel
- Read and Spell WS 1

Wednesday:

- Complete Wednesday's Section WS
- Star Reading Test Prep WS 3
- Read and Spell WS 2

Thursday:

- Complete Thursday's Section WS
- Star Reading Test Prep WS 4
- Complete Spelling WS
- Complete I-ready minutes - graded Friday morning.

Weekly Assessment(s):

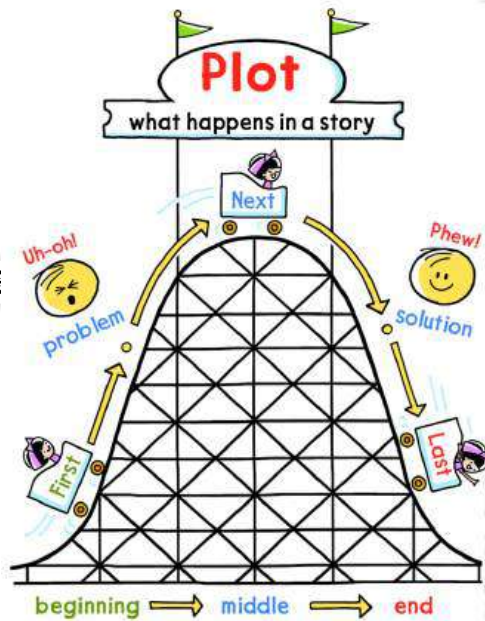
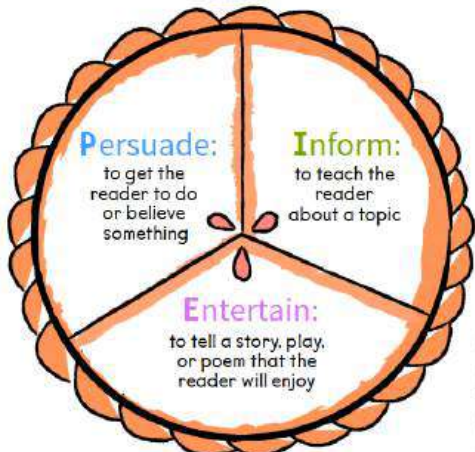
- Sight Word Test
- Spelling Test
- Weekly Text reading comprehension assessment
- Unit weekly test

WEEKLY LEARNING DISCOVERIES:

Author's Purpose


the reason why an author writes a text

It's as easy as **PIE** to remember...



Meaning Clues

clues to help figure out what a word means



He **climbs** up high.

Look at other words.



MODULE 6 - WEEK 3

Essential Question:

What makes the USA special?


Weekly Texts :

Reading Comprehension Skill:


Make and Check predictions

Reading Comprehension strategy:

Author's Purpose



Genre: Biography
Lexile® Measure: 490L
Guided Reading Level: K



Genre: Informational Text
Lexile® Measure: 540L
Guided Reading Level: H

Spelling Words:

flag, flap, clap, send, best

Phonics:

Consonant blends: fl, cl

Ending blends: nd, st

Writing:

Informational Writing

Grammar:

Pronouns

Vocabulary:

believe, law, refuse

HFW & Sight Words:




as, our, red, that

Name: _____


FIVE WAYS!



Directions: Write your spelling words five different ways for each row.



1.				
2.				
3.				
4.				
5.				



I READY *weekly* TRACKER

MARCH



Color a picture for each day you complete your I-ready minutes

	MONDAY	TUESDAY	WEDNESDAY	THURSDAY
Week 1				
Week 2				
Week 3				
Week 4				

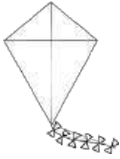
Monday

Read and Check.

when can

your said

Write the missing letter. Write the word.



_____ite

Tuesday

Find and circle this week's words.

when with his your can it

said when are can at your

Write a word that rhymes with WIN.

_____in

Circle all the PLANTS.

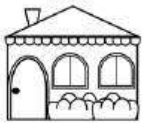


How many syllables in octopus?



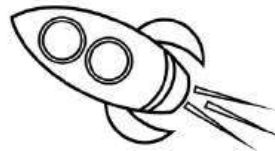
Draw a picture to show the opposite of FAR.

far



Draw a picture to show the opposite of FAST.

fast



Write the question words.

why

how

Match the question word to the picture.

who
when
where



Wednesday

Trace and Write.

when

your

Write the missing letter. Write the word.



eg

Thursday

Trace and Write.


can

said

Write a word that rhymes with WIN.

in

Circle all the FOODS.



How many syllables in jelly?



Draw a picture to show the opposite of FAT.

fat



Draw a picture to show the opposite of FEW.

few



Match the question word to the picture.

who
when
where



Match the question word to the picture.

who
when
where










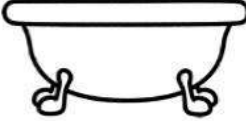


Name: _____

STAR/MKAS

Test Prep Practice

Look at the picture. Color in the box with the correct vowel sound.

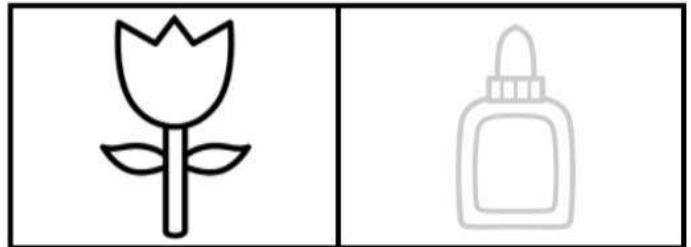
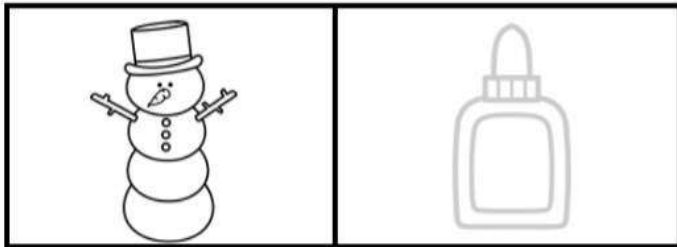
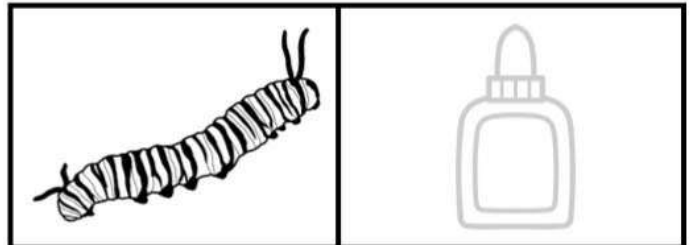

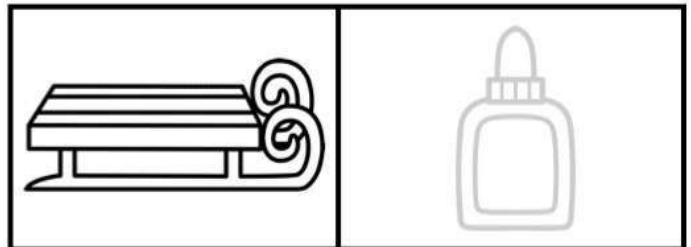
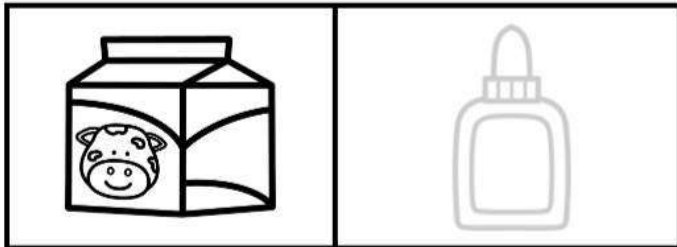

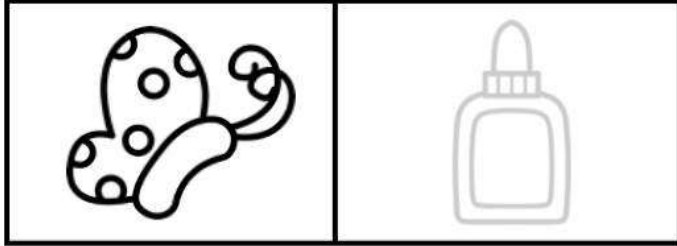
 <input type="text" value="i"/> <input type="text" value="e"/> <input type="text" value="a"/>	 <input type="text" value="i"/> <input type="text" value="e"/> <input type="text" value="a"/>
 <input type="text" value="o"/> <input type="text" value="u"/> <input type="text" value="a"/>	 <input type="text" value="u"/> <input type="text" value="a"/> <input type="text" value="e"/>
 <input type="text" value="o"/> <input type="text" value="e"/> <input type="text" value="i"/>	 <input type="text" value="a"/> <input type="text" value="o"/> <input type="text" value="i"/>
 <input type="text" value="u"/> <input type="text" value="o"/> <input type="text" value="a"/>	 <input type="text" value="i"/> <input type="text" value="a"/> <input type="text" value="e"/>
 <input type="text" value="i"/> <input type="text" value="e"/> <input type="text" value="a"/>	 <input type="text" value="o"/> <input type="text" value="i"/> <input type="text" value="u"/>

Name: _____

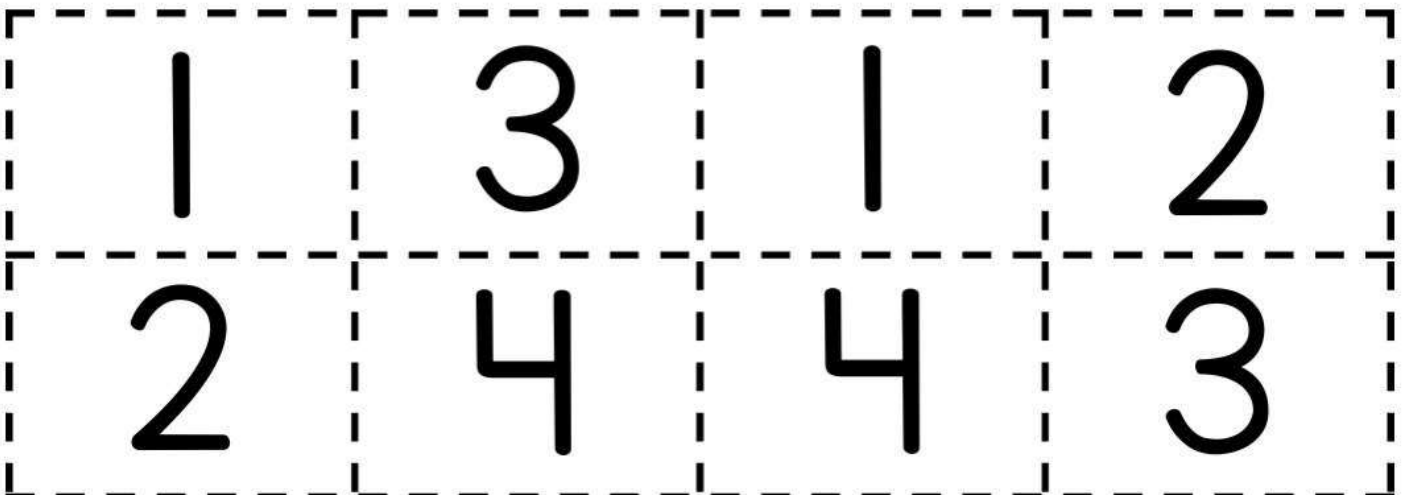
Cut out the number pieces. Say the name of each picture and count the syllables. Glue the corresponding number in the box next to the picture.

STAR/MKAS

Test Prep Practice



STAR/MKAS Test Prep Practice Pages by Mrs. K's Klubhouse



















Name: _____

Cut out the number pieces. Say the name of each picture and count the syllables. Glue the corresponding number in the box next to the picture.

STAR/MKAS

Test Prep Practice

STAR/MKAS Test Prep Practice Pages by Mrs. K's Klubhouse



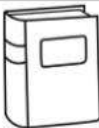







2	1	3	4
4	3	1	2

Name: _____

Look at the picture. Say the word and count the syllables. Color in the box with the correct number of syllables.

STAR/MKAS

Test Prep Practice

 3 2 1	 4 2 3
 1 3 2	 3 4 2
 3 4 5	 3 2 1
 2 3 1	 2 3 1
 5 3 4	 1 4 2

Ken and Mel

by Aron Xie
illustrated by Margaux Lucas



This book belongs to

Ken digs in wet sand.

“Can I lend a hand, Ken?”

“No, Mel.”



Fold

Ken fits sand in six red cups.
“Ken? Ken?”
“Stop it, Mel.”

WORD WORK



Speed Read

Read these words.

stop six but
as that red



Show You Know


Tell about the story.

flag sand stop

Ken digs in the ____.
Ken tells Mel to ____.
But Mel helps with a ____.



Mel fits a flag on top.
"That did it, Mel!" Ken claps.




Ken flips six red cups.
"Can I do that, Ken?"
"Stop it, Mel. No."



The wind tips the sand a bit.
But Ken mends it. Ken is fast!

Fold



“Ken?”
“Mel, it is not as good as it
can be.”




Flags Flap

by Aron Xie

© Mary Steinbacher/Army Stock Photo

Men put our flag on a mast.
They send it up. Up, up, up!

This book belongs to



©Ed-Ni-Photo/iStockphoto/Getty Images

See our **flag**?
It flaps in the wind.
See it flap on top?

Fold

**WORD
WORK**



Blend and Read

Read these words. What is
the same?

flag flap hands bands

rest west clap



Word Hunt

Find these words in the story.

they up on big

©Elizabeth W. Kearley/Moment Open/Getty Images



As the sun sets in the west,
flags must rest.

©ClassicStock/Alamy Stock Photo



See kids in red tops?
See kids in flag hats?

©Ariel Skelley/Blend Images/Getty Images



See pets in flag tops?
See pets in flag hats?

©Suzanne Tucker/Shutterstock, ©Elizabeth W. Keatley/Moment Open/Getty Images

Fold











©Sean Justice/Digital Vision/Getty Images, (flags) ©maumana/Stockphoto/Getty Images

Hands clap and clap as big
bands with flags go past.
Clap! Clap! Clap!

Name _____

Read and Spell








Read and spell these words to be a better reader.

 Read it. <p style="text-align: center; font-size: 2em;">as</p>	 Trace it. <p style="text-align: center; font-size: 2em;">as</p>	 Write it. <hr/> <hr style="border-top: 1px dashed;"/> <hr/>
 Read it. <p style="text-align: center; font-size: 2em;">our</p>	 Trace it. <p style="text-align: center; font-size: 2em;">our</p>	 Write it. <hr/> <hr style="border-top: 1px dashed;"/> <hr/>
 Color them. <p style="text-align: center; font-size: 3em;">as our</p>		
 Circle them. <p style="text-align: center; font-size: 1.5em;"> am we our as our as or at if stop as our </p>		

Name _____

Read and Spell

Read and spell these words to be a better reader.

 Read it. red	 Trace it. red	 Write it. <hr/> <hr style="border-top: 1px dashed;"/> <hr/>
 Read it. that	 Trace it. that	 Write it. <hr/> <hr style="border-top: 1px dashed;"/> <hr/>
 Color them. <div style="display: flex; justify-content: space-around; align-items: center;"> red that </div>		
<input type="radio"/> Circle them. <div style="display: flex; flex-wrap: wrap; justify-content: space-around;"> <div style="width: 25%;">that</div> <div style="width: 25%;">red</div> <div style="width: 25%;">the</div> <div style="width: 25%;">stop</div> <div style="width: 25%;">at</div> <div style="width: 25%;">that</div> <div style="width: 25%;">had</div> <div style="width: 25%;">that</div> <div style="width: 25%;">red</div> <div style="width: 25%;">as</div> <div style="width: 25%;">red</div> <div style="width: 25%;">our</div> </div>		