

Ms. Ramos

Week of 3/16 – 3/19

ELA Homework



Name: _____

Homework Directions:

- Read for 20 minutes and fill in your reading log every day.
- Practice reading and writing the weekly Spelling Words and Sight Words
- i-Ready for HW this week (45 mins). - Login is taped inside your child's purple folder - instructions were emailed.
- Complete the attached worksheets and turn in this homework packet on Friday.

Reminders:

- Students need c-type headphones daily, please make sure they have them in their bookbags (you can order from the AA bookstore).
- Students should always have their Archimedean and Purple folders in their backpacks.
- Please check your Archimedean folder every night for papers to either leave at home or complete and return to school.

Assessments:

3/18: If You Plant a Seed Quiz

3/19: Commands Grammar Quiz

3/20 Comprehension Test, Spelling Test, & Sight Word Test

Important Dates:

- 3/25 - Fun Day



HMH Module 4:

Better Together

Week 3

Essential Question: Why is it important to do my best and get along with others?


Reading Skills

Point of View

The narrator is the person who tells a story. Readers see the story events through the narrator's point of view.

WHO tells the story?

THIRD-PERSON NARRATOR A person who is NOT in the book is telling it. Look for the words he, she, or they .	FIRST-PERSON NARRATOR A person who is in the book is telling it. Look for the words I, me, or my .
---	---



Make Connections

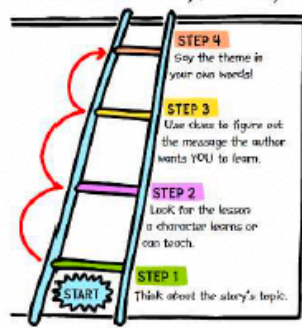
When you read, find ways that the text is like things in your own life and other texts you have read.

It all starts here!

 Text to Self This reminds me of when I...	 Text to Text This is like another book I read...	 Text to World This is like something that happened in my community...
---	--	---

THEME

The **topic** is what a story is mostly about. The **theme** is the **message** or **lesson** the author wants readers to take away from the story.



STEP 4 Say the theme in your own words!

STEP 3 Use clues to figure out the message the author wants YOU to learn.

STEP 2 Look for the lesson a character learns or can teach.


STEP 1 Think about the story's topic.

TOPIC AND CENTRAL IDEA

the person or thing the text is about

CENTRAL IDEA
the most important idea or point about the topic

SUPPORTING EVIDENCE
details, facts, or examples in the text that tell about the central idea



Phonics - initial S blend

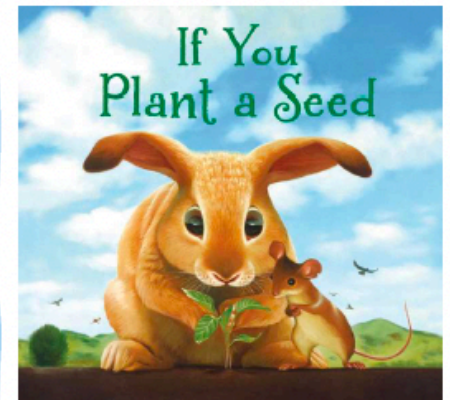
Spelling Words:

- | | |
|----------|-----------|
| 1. stop | 7. this |
| 2. step | 8. whip |
| 3. strap | 9. which |
| 4. spit | 10. that |
| 5. split | 11. stick |
| 6. slid | 12. slide |

Sight Words:

- | | |
|-----------|---------|
| 1. after | 5. grow |
| 2. before | 6. into |
| 3. does | 7. no |
| 4. don't | 8. wash |

Weekly HMH story:



Vocabulary Words:

Big Idea Words: honest, courtesy, sport

Story Vocabulary: seed, short, heap, trouble, fruits

Fluency

Reading Rate

Writing

Procedural Text

Grammar

Punctuation,
Skills Review,
and Commands

Social Studies

Florida



Weekly Reading Log

March 16-18



*Please ✓ one

	Book Title	Author	Read to Self	Read to Parent	Parent's Initials
Monday 20 Minutes					
Tuesday 20 Minutes					
Wednesday 20 Minutes					
Thursday 20 Minutes	I chose to read:				

Can you find any **text features** in any of the books you read this week? If yes, which ones?

Required Weekly Spelling & Sight Word Practice



You are required to complete and turn in your weekly spelling word and sight word practice.



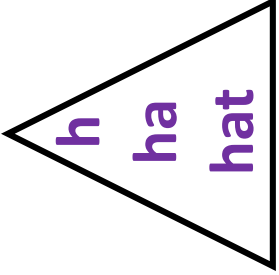
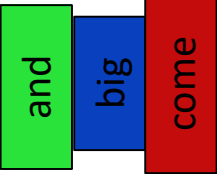






On the next page, you will find 15 choices of activities to practice your weekly words. Please select **ONE** activity to complete on a separate piece of paper.

Please attach your completed practice to this homework packet before turning it in.

This will be a graded homework assignment.

You **MUST** practice spelling your sight words **AND** spelling words.

Spelling Choice Board

<p><u>Draw a Picture</u> Draw a picture to go with each of your words.</p> 	<p><u>Small, Medium, Large</u> that that that</p>	<p><u>Magic Words</u> Write your words using a white crayon. Color over it with marker.</p> 	<p><u>Pyramid Words</u></p> 	<p><u>ABC Order</u> Write your words in alphabetical order.</p> 
<p><u>Silly Story</u> Write a silly story using all of your words.</p> 	<p><u>Rainbow Write</u> Use at least 3 colors to write each word.</p> 	<p><u>Rhyme Time</u> Write a rhyming word for each of your words. Your word: can Rhyming word: fan</p>	<p><u>Hidden Picture</u> Hide your words in a picture.</p> 	<p><u>Fancy Words</u> Write your words in a fancy style.</p> <p><i>you what have</i></p>
<p><u>Pattern Write</u> Write your word in a pattern with 2 colors.</p> 	<p><u>Forwards and Backwards</u> Write your words forwards and backwards.</p> <p>what → tahw</p>	<p><u>Opposite Hand</u> Write your words with your opposite hand.</p> 	<p><u>Type it Up</u> Use your computer to type your words in any font.</p> <p>came from where</p>	<p><u>Dot Words</u> Write your words and then dot over them.</p> 

Module 4 Sight Word Quiz

be

here

me

play

started

today

use

very

jump

right

say

their

walk

way

where

why

after

before

does

don't

grow

into

no

wash

Name _____

Sentence Corrections

Correct the sentences. Look for proper spelling, capitalization, and punctuation. There are 2 telling sentences (.), 2 asking sentences (?), and 1 exclamatory sentence (!).

wen will ms jazmin eat lunch

i like to go on the slid at killian park




wich way is that stop sign




dont step in the hole

my dog bailey fetched the stik


NAME _____

DIRECTIONS: READ THE SENTENCES. COLOR THE HEART THAT HAS THE CORRECT PUNCTUATION MARK FOR THE SENTENCE.

What day is Valentine's Day   




Valentine's Day is February 14   




Do you have a card for me   

Chocolate is a popular gift   

I love chocolate   

Red roses are also a popular gift   


Do you like roses   

Yes, roses smell so good   

Will you be my valentine   

NAME _____

DIRECTIONS: COLOR WORDS THAT SHOULD BE CAPITALIZED.



DIRECTIONS: REWRITE THE WORDS WITH THEIR CAPITALS.

NAME _____

DIRECTIONS:

COLOR NOUNS PURPLE. Nouns- person, place, animal, or thing

COLOR VERBS PINK. Verbs- action words

COLOR ADJECTIVES RED. Adjectives- words to describe nouns

jumping

puppy

folding

water

blue

walking

huge

flower

teacher

smart

car

hop

colorful

friend

walk

silly

water

sleepy

hit

small