


Homework Tracker

ELA / 4th Grade

Week of: 3/9/26



Details

Due Date

Check

Monday
3/9/26



20 Minutes of iReady

3/15/26

BrainPOP: Dance

3/13/26

Tuesday
3/10/26



Reread, "Let's Dance Around the World" on HMH to Prepare for Selection Quiz tomorrow.

3/10/26

25 Minutes of iReady

3/15/26

Wednesday
3/11/26

A B C D

IXL (FF.1) Shades of Meaning with Pictures

3/13/26

Thursday
3/12/26



Study for Module 5 Week 2 Assessment tomorrow. Use Anchor Charts that follow to Prepare.

3/12/26

Friday
3/13/26



No Homework

Monitor and Clarify



ASK: Do I understand what I just read?

No




Yes

KEEP READING!

When you don't understand a word . . .

- decode it again.
- look for context clues.
- replace it with another word.
- look it up in a dictionary or glossary.



When a section of text is confusing . . .

- make notes about what confuses you.
- think about what you know.
- reread and look for details you might have missed.
- look at images and text features.

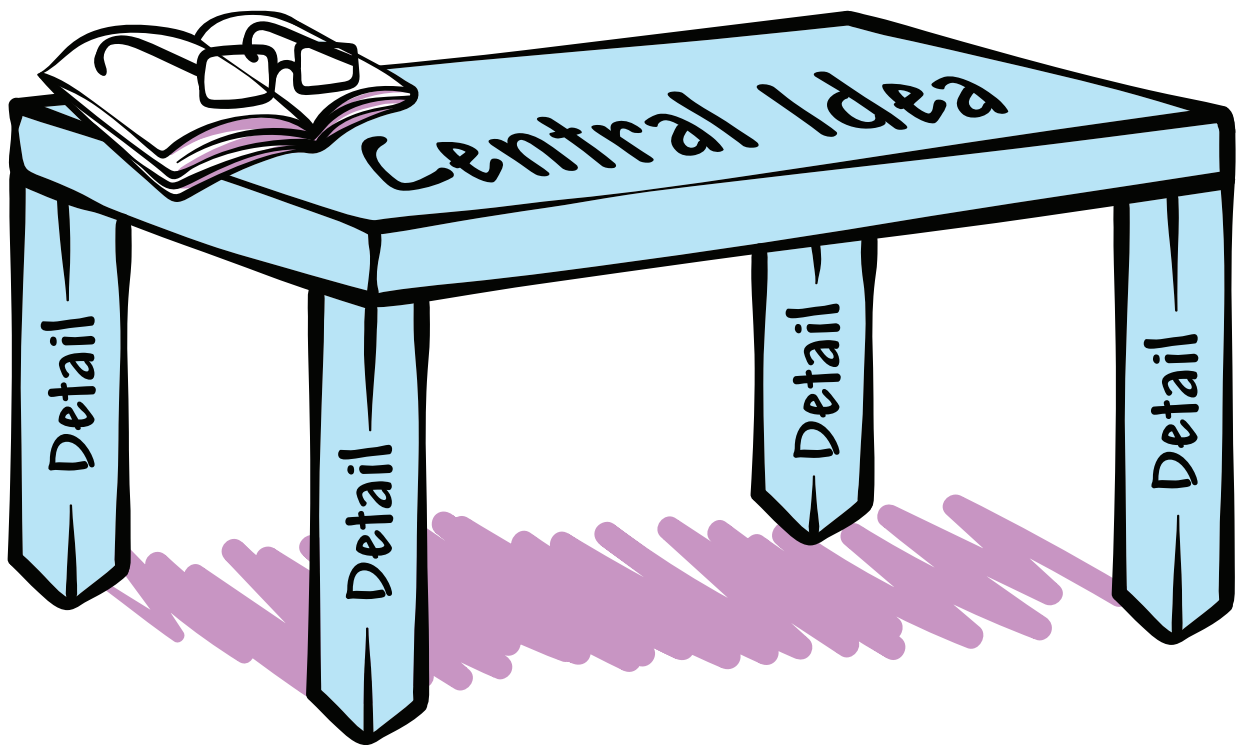


CENTRAL IDEA

The **Central Idea** is what the text is mostly about.

Look for **text clues**.

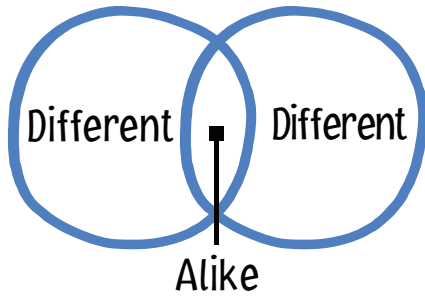
- Headings
- Visuals
- First or Last Sentence
- Repeated Words



Evaluate **details** to determine **key ideas** that support the central idea.

- Examples
- Facts
- Evidence
- Description


Comparison/ Contrast



Purpose: to describe how things are alike and different

Transition Words: *but, both, however, and*

Cause/Effect

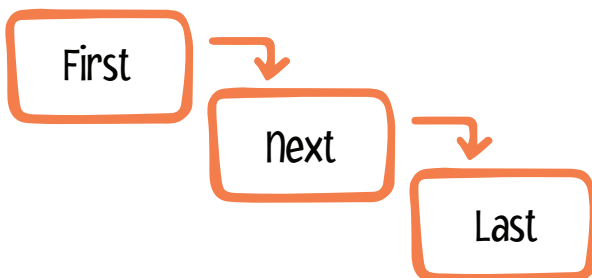


Purpose: to explain what happened and why it happened

Transition Words: *because, so, in order to, as a result*

TEXT STRUCTURE

Sequence



Purpose: to explain events in order

Transition Words: *before, first, next, then, last, after*

Problem/Solution



Purpose: to show a problem and how it is solved

Transition Words: *problem, solution, difficulty, the answer is*

TEXT FEATURES

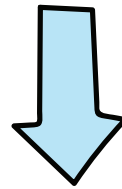
Kinds of Type
show emphasis
or indicate a title.

Boldface

italic

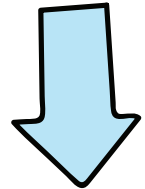
CAPITAL LETTERS

HEADINGS



name the
topic
of each
section
of text.

Subheadings

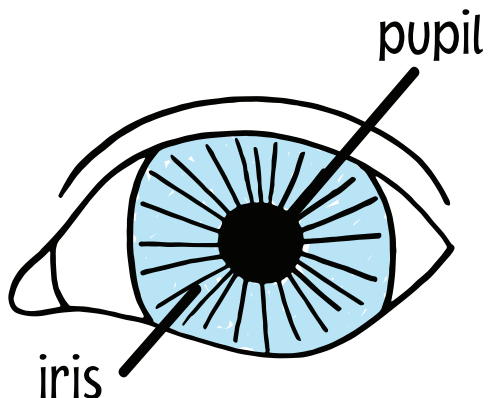


break
down the
topic into
subtopics.

GRAPHIC FEATURES

Visuals such as diagrams, graphs, maps, charts, or illustrations help explain ideas in the text.

Diagrams are pictures
with labels.



Charts organize
information.

