












DUE DATE: March 16th

Practicing: Ρήμα « είμαι » - Index cards numbers 1-30, Study them.

25. ο πρίγκιπας		27. η μαμά		28. το παιδί	
17. αυτός είναι		18. αυτοί είναι		η Ροζαλία	
19. αυτή είναι		20. αυτές είναι			
21. αυτό είναι		22. αυτά είναι		ο Ορέστης	

Seesaw Activity 7: Review the Index cards 1-30 (watching the video and learn). The students when they are ready, they need to upload a video reading their index cards 1-30. Do the activity only if you know by heart the 30 words.

Listening Quiz : March 16th There will be a listening quiz from book KLIK . The only thing to help them is to know the first 30 words from Index cards and understand the meaning when they hear it.

INDEX CARDS(flash cards) We need the cards 1-64 every day during our lesson. The kids need to learn these words .PREPARE THE CARDS WITH NUMBERS 31-64 AND ADD THEM BEHIND THE OTHERS (DUE March 16th).

Please **always** write first and last name in **Greek**. Place the HW inside the **Blue Folder** (Greek Language) on Monday morning March 16th so I can grade it. (See the DUE date). Please return the Homework ready on time. **The best suggested time for the kids to complete the HW is from Thursday to Sunday.**


eirini.taratsa@archimedean.org

Ms Eirini - Greek Language - 1st Grade

Ελληνική Γλώσσα - Εργασία 25 - 1st Grade (Due date: March 16)


Όνομα-Επώνυμο : _____

1) Γράφω τις προτάσεις  και διαβάζω. 

Παράδειγμα: **Αυτός είναι ο βάτραχος.** 

1) _____ 

2) _____ 

3) _____ 

4) _____ 

5) _____  και  _____