



READING

SECTIONS: KA-KE

NAME: _____

WEEK: 03/09-03/13

Reminders

- Please use the weekly learning discoveries as you read the short stories to help aid in exams at the end of the week.
- Quarter 2 cumulative sight words exam begins
- Homework is turned in every Friday inside the blue folder.
- Please complete 45 minutes of I-ready lessons that is due every Friday morning.
- Winnie the Pooh novel in progress!



Weekly Assessment(s):

- Sight Word Test
- Spelling Test
- Weekly Text reading comprehension assessment
- Unit weekly test

TODO LIST

Monday:

- Complete Monday's Section WS
- Star Reading Test Prep WS 1
- Read Snip Stops

Tuesday:

- Complete Tuesday's Section WS
- Star Reading Test Prep WS 2
- Read Meg and Snip
- Read and Spell WS 1

Wednesday:

- Complete Wednesday's Section WS
- Star Reading Test Prep WS 3
- Read and Spell WS 2

Thursday:

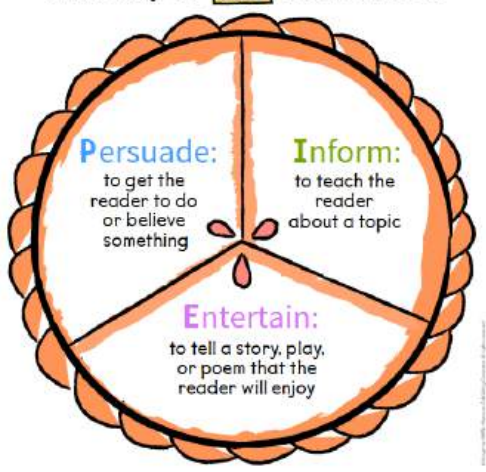
- Complete Thursday's Section WS
- Star Reading Test Prep WS 4
- Complete Spelling WS
- Complete I-ready minutes - graded Friday morning.

WEEKLY LEARNING DISCOVERIES:

Author's Purpose

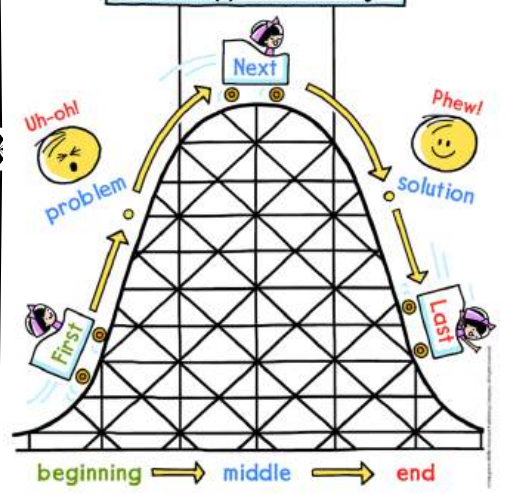
the reason why an author writes a text

It's as easy as **PIE** to remember...



Plot

what happens in a story



Meaning Clues

clues to help figure out what a word means

Look at pictures. The kids stand in line.

He **climbs** up high. Look at other words.


Look inside the word. **baseballs**

MODULE 6 - WEEK 2

Essential Question:

What makes the USA special?

Weekly Texts :



Genre: Fiction
Lexile® Measure: AD480L
Guided Reading Level: J



Genre: Song
Lexile® Measure: NP
Guided Reading Level: F

Reading Comprehension Skill:
Make and Check predictions

Reading Comprehension strategy:
Author's Purpose

Spelling Words:
step, snip, stop, spin, slip

Phonics:
Consonant blends: sp, sl, st, sn

Writing:
Informational Writing

Grammar:
Prepositions

Vocabulary:
anthem, cheer, team




HFV & Sight Words:
come, from, if, stop

Name: _____


FIVE WAYS!



Directions: Write your spelling words five different ways for each row.



1.				
2.				
3.				
4.				
5.				



I READY *weekly* TRACKER

MARCH



Color a picture for each day you complete your I-ready minutes











	MONDAY	TUESDAY	WEDNESDAY	THURSDAY
Week 1				
Week 2				
Week 3				
Week 4				

Name: _____

Look at the picture. Say the word. Identify the ending sound. Color in the box with the matching ending sound.

STAR/MKAS

Test Prep Practice











 p m d	 p g f
 u m n	 b s z
 l n h	 r w f
 b d w	 p u k
 v o u	 v h f

Name: _____

Look at the picture. Say the word. Identify the ending sound. Color in the box with the matching ending sound.

STAR/MKAS

Test Prep Practice

 n m z	 m n j
 j r g	 s w k
 v t r	 v f o
 l w t	 w s z
 e f r	 s z t


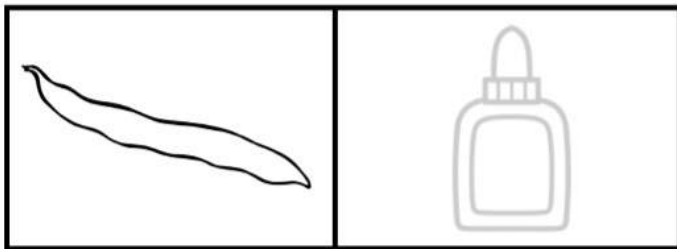
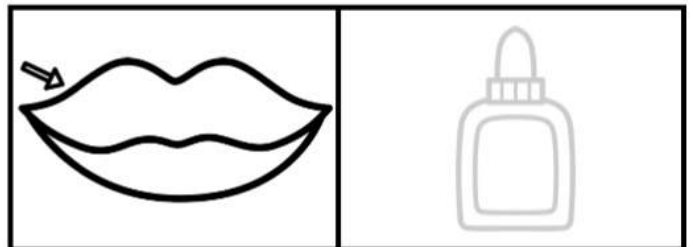
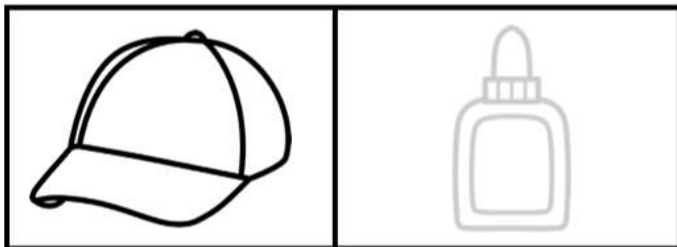
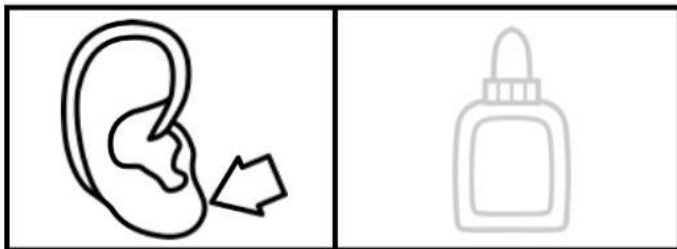

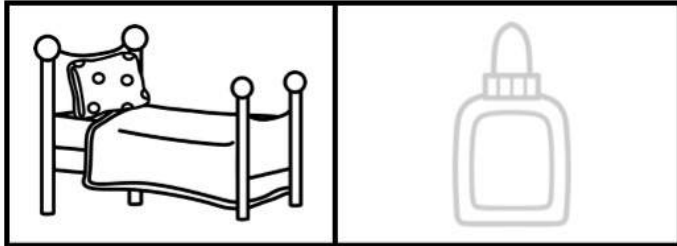
Name: _____

Cut out the vowels. Say the name of the picture.

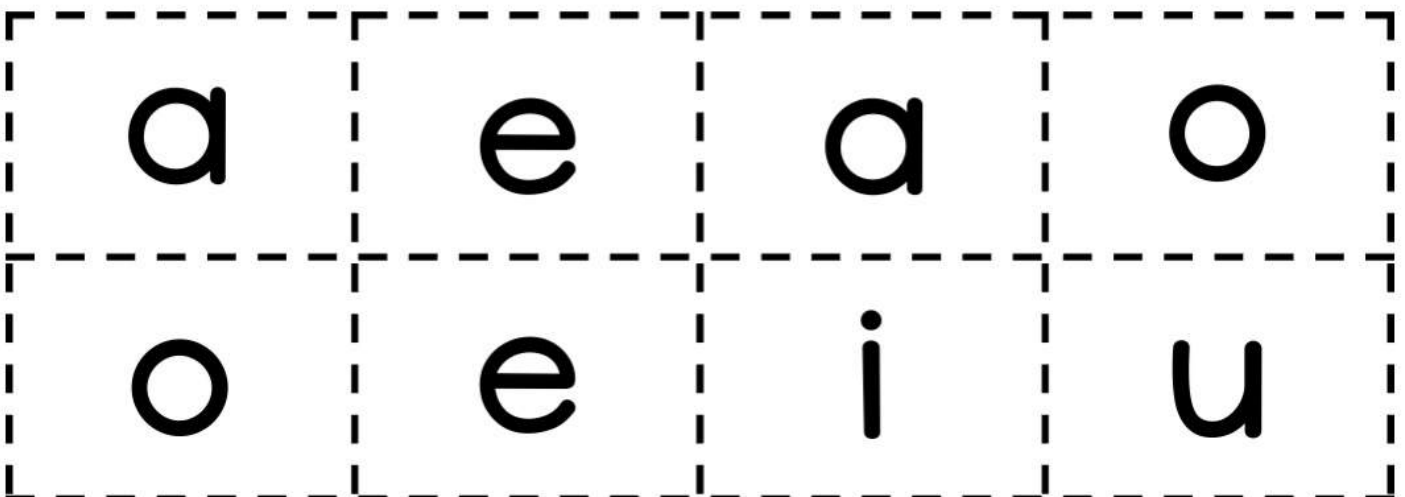
Determine the vowel sound and glue the correct vowel sound next to the picture.

STAR/MKAS

Test Prep Practice



STAR/MKAS Test Prep Practice Pages by Mrs. K's Klubhouse





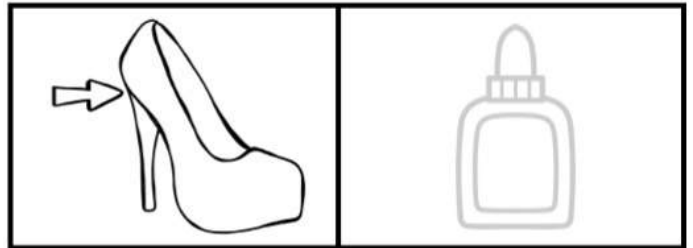
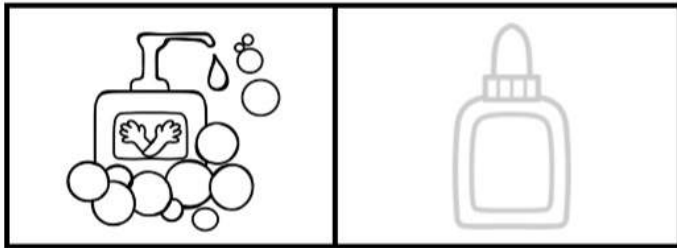


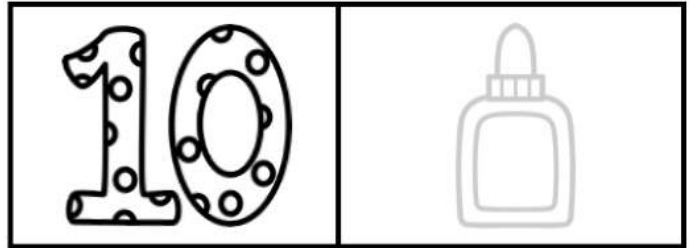
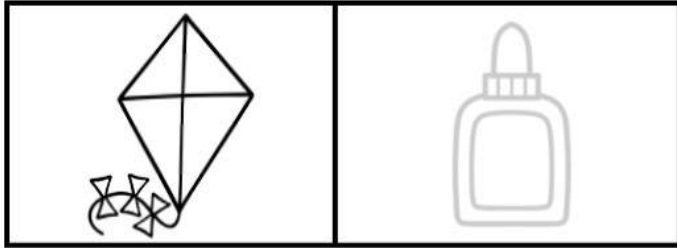
Name: _____

Cut out the vowels. Say the name of the picture.

Determine the vowel sound and glue the correct vowel sound next to the picture.

STAR/MKAS

Test Prep Practice



STAR/MKAS Test Prep Practice Pages by Mrs. K's Klubhouse

o	u	e	i
e	i	a	a

Monday

Read and Check.

what were

all we

Write the missing letter. Write the word.



_____ **an** _____

Circle all the things you can WRITE with.



Draw a picture to show the opposite of DIRTY.

dirty



Circle the question words.

who cat wind where wow

why when hand how what

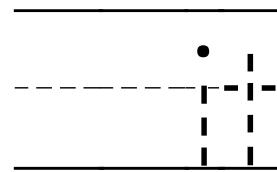
Tuesday

Find and circle this week's words.

all and you were we it

all we one were what was

Write a word that rhymes with BIT.



How many syllables in treehouse?



Draw a picture to show the opposite of DOWN.

down



Circle the question words.

why wall ham what where

wink who when van how

Wednesday

Trace and Write.

what

oil

Write the missing letter. Write the word.



et

Circle all the SPORTS objects.



Draw a picture to show the opposite of DRY.

dry



Write the question words.

who

what

Thursday

Trace and Write.

were

we

Write a word that rhymes with BIT.

it

How many syllables in STAR?



Draw a picture to show the opposite of EMPTY.

empty



Write the question words.








when

where

Name _____

Read and Spell








Read and spell these words to be a better reader.

 Read it. come	 Trace it. come	 Write it. <hr/> <hr style="border-top: 1px dashed;"/> <hr/>												
 Read it. from	 Trace it. from	 Write it. <hr/> <hr style="border-top: 1px dashed;"/> <hr/>												
 Color them. come from														
<input type="radio"/> Circle them. <table style="width: 100%; text-align: center;"> <tbody> <tr> <td>some</td> <td>for</td> <td>come</td> <td>or</td> </tr> <tr> <td>come</td> <td>can</td> <td>from</td> <td>get</td> </tr> <tr> <td>from</td> <td>come</td> <td>where</td> <td>from</td> </tr> </tbody> </table>			some	for	come	or	come	can	from	get	from	come	where	from
some	for	come	or											
come	can	from	get											
from	come	where	from											

Name _____

Read and Spell

Read and spell these words to be a better reader.

 Read it. if	 Trace it. if	 Write it. _____ _____ _____
 Read it. stop	 Trace it. stop	 Write it. _____ _____ _____
 Color them. if stop		
<input type="radio"/> Circle them. hot if stop or stop sits come if from stop if get		

Meg and Snip


by Jillian Nash
illustrated by Barry Gott



Fold

Meg slaps on her hat.
Snip tugs on it.
"Stop it, Snip!"

This book belongs to



Fold

Meg gets up on Snip.
 "Come on, Snip! Go!"
 Snip runs.

**WORD
 WORK**



Blend and Read

Read these words. What is the same?

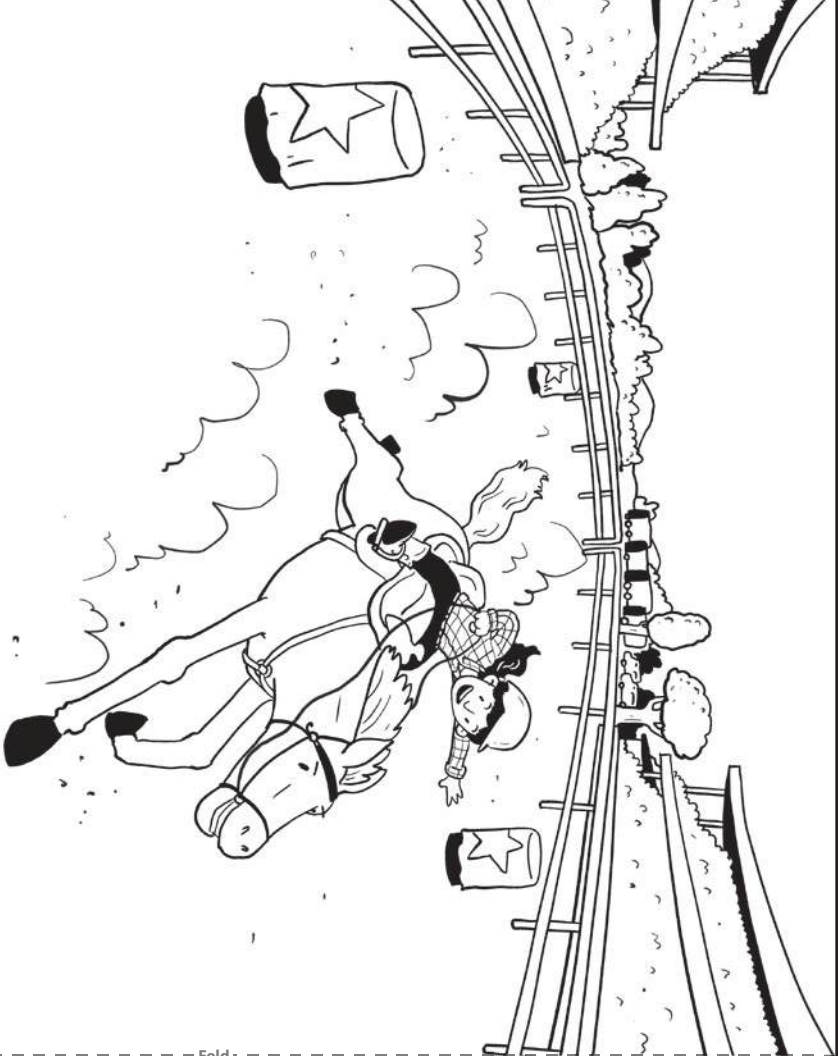
slap Snip spins
 slips slams



Word Hunt

Find these words in the story.

her up gets



Snip zips. If he slips, Meg
can not win.
“Go, Snip!”

4

Fold



Snip slams to a stop.
Meg wins!
“Good job, Snip!”


5



-Fold-

This book belongs to

“Snip! Snip! Come here, Snip!”
Snip nods at Meg.



Snip slams to a stop.

“Snip! Snip! If you come here, I can pet you.”

WORD WORK



Speed Read

Read these words.

gets but if
come stop from



Picture Hunt

Find these pictures in the story.

sled Snip step




Meg pets Snip. Meg hugs him, too. Snip nods.



“Snip! Snip!” begs Meg. But Snip did not step from his spot.

Fold



Meg gets a step. She gets up on it.

4



Up pops a cat!
Snip did not want to step on it!

5