

**Mrs. Roldan's ELA HW 2/23-2/27**

**Name \_\_\_\_\_**

**Homework directions:** Read for 20 minutes and fill your reading log daily. Practice sight words and spelling words. Complete attached worksheets and turn in this homework packet on Friday

**Reminders: Students should always bring their Archimedean and purple folders in their backpacks. Please check your Archimedean folder every night for papers to either leave at home, or complete and return to school. Students should have their headphones in their bookbags everyday.**

**Assessments- The Black Rabbit Reading Comprehension Quiz/ Spelling /Sight Word Test - February 26**

**1D**

**1E**

# HMH Module 5


Now You See It, Now You Don't

## Week 1

Essential Question: Why do light and dark come and go?

### Reading Skills


Diagrams are pictures with labels that tell what each part is.



**Text Features**


Authors choose text and graphic features to help explain ideas or to help readers locate information.

Text can be in different colors. The colors can mean something or just be for fun!



Text can be in different sizes. **Bigger text** is usually more important than smaller text.

Diagrams are pictures with labels that tell what each part is.




Text can be in different colors. The colors can mean something or just be for fun!

**Text Features**

Authors choose text and graphic features to help explain ideas or to help readers locate information.


Curved text can wrap around the art or make reading more fun.



**Make Inferences**

When you make inferences, you use clues to make a smart guess about something the author doesn't tell you.

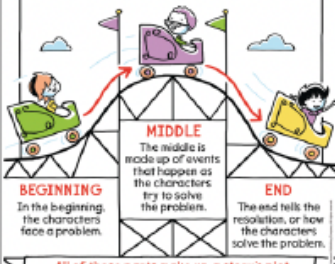
CLUES FROM THE TEXT AND PICTURES + CLUES FROM WHAT I ALREADY KNOW =



**INFERENCE**

**Story Structure**

Stories often have a similar structure. Authors organize stories in a way that will entertain readers.



**BEGINNING**  
In the beginning, the characters face a problem.

**MIDDLE**  
The middle is made up of events that happen as the characters try to solve the problem.

**END**  
The end tells the resolution, or how the characters solve the problem.

All of these parts make up a story's plot.

#### Phonics - Initial Blends with I & Review

##### Spelling Words:

- |         |            |
|---------|------------|
| 1. flap | 7. stop    |
| 2. club | 8. step    |
| 3. flag | 9. spit    |
| 4. slam | 10. slid   |
| 5. clap | 11. tube   |
| 6. sled | 12. flower |

#### Sight Words:

- |          |           |
|----------|-----------|
| 1. two   | 5. around |
| 2. came  | 6. found  |
| 3. other | 7. worked |
| 4. come  | 8. people |

#### Weekly HMH Story:

## The Black Rabbit

#### Vocabulary Words:

Sweep, rolls, universe, tilts, revolve, gravity, bank, trembling, nibbled, relief, scrambled & tight.

Fluency

Expression

Writing

Imaginative  
Story



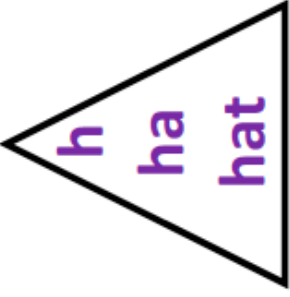
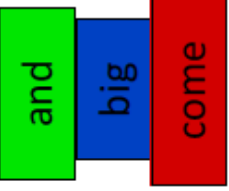






Grammar

Commands

Social Studies

President's  
Day

# Spelling and Sight Word Activity Choices

<p><b>Draw a Picture</b> Draw a picture to go with each of your words.</p> 	<p><b>Small, Medium, Large</b></p> <p>that that that</p>	<p><b>Magic Words</b> Write your words using a white crayon. Color over it with marker.</p> 	<p><b>Pyramid Words</b></p> 	<p><b>ABC Order</b> Write your words in alphabetical order.</p> 
<p><b>Silly Story</b> Write a silly story using all of your words.</p> 	<p><b>Rainbow Write</b> Use at least 3 colors to write each word.</p> 	<p><b>Rhyme Time</b> Write a rhyming word for each of your words.</p> <p><b>Your word:</b> can <b>Rhyming word:</b> fan</p>	<p><b>Hidden Picture</b> Hide your words in a picture.</p> 	<p><b>Fancy Words</b> Write your words in a fancy style.</p> <p>you what have</p>
<p><b>Pattern Write</b> Write your word in a pattern with 2 colors.</p> 	<p><b>Forwards and Backwards</b> Write your words forwards and backwards.</p> <p>what → tahw</p>	<p><b>Opposite Hand</b> Write your words with your opposite hand.</p> 	<p><b>Type it Up</b> Use your computer to type your words in any font.</p> <p>came from where</p>	<p><b>Dot Words</b> Write your words and then dot over them.</p> 

# Weekly Reading Log



\*Please ✓ one

	Book Title	Author	Read to Self	Read to Parent	Parent's Initials
<b>Monday</b> 20 Minutes	I chose to read:				
<b>Tuesday</b> 20 Minutes	I chose to read:				
<b>Wednesday</b> 20 Minutes	I chose to read:				
<b>Thursday</b> 20 Minutes	I chose to read:				

My favorite book this week was \_\_\_\_\_

I liked this book because \_\_\_\_\_

\_\_\_\_\_

\_\_\_\_\_

## Review Adverbs

**Adverbs** are words that describe verbs. An adverb can tell **how**, **where**, **when**, and **how much**. Many, but not all, adverbs end in **-ly**.

They carefully steered the boat.

**How** did they steer? carefully

They're here! **Where** are they? here

► **Circle the adverb in each sentence. Then write if it tells how, where, when, or how much.**

1. The car moves quickly. \_\_\_\_\_  
-----  
\_\_\_\_\_

2. They woke up late. \_\_\_\_\_  
-----  
\_\_\_\_\_


3. The milk spilled everywhere. \_\_\_\_\_  
-----  
\_\_\_\_\_

4. The play is nearly finished. \_\_\_\_\_  
-----  
\_\_\_\_\_

5. My friend waved happily to me. \_\_\_\_\_  
-----  
\_\_\_\_\_

Read the story. Ask yourself, "What will probably happen next?"

Lily made a little snowball.  
Then she rolled the ball in the snow.  
She rolled it over and over.  
The ball got bigger and bigger.  
Lily patted the big ball.  
She made a second ball in the same way.  
That ball was smaller than the first.  
Lily rolled one more ball.  
That ball was the smallest.  
Now she was ready to stack the balls.



Fill in the circle next to the correct answer.

- What will Lily probably do next?
  - Lily will throw the balls of snow.
  - Lily will play in the park.
  - Lily will make a snowman.
- What happens when Lily rolls the snowball?
  - The snowball gets bigger.
  - The snowball gets smaller.
  - The snowball gets colder.
- What will Lily probably do with the smallest snowball?
  - put it under the biggest snowball
  - put it on top of the other two snowballs
  - put it between the other two snowballs

#### WORD MEANINGS

Circle the picture that shows how Lily patted the ball of snow.

1.



2.



Read the story. Ask yourself, "What will probably happen next?"

Ty's mom is shopping for food.  
 Ty pushes his sister Nell in the cart.  
 Nell likes to grab things.  
 She wants to get a can of peas.  
 "Don't touch," says Ty.  
 Nell takes an apple.  
 "Put that back," says Ty.  
 Nell tries to get a shiny pan.  
 Ty says, "No no no!"  
 Then Ty stops to tie his shoe.



Fill in the circle next to the correct answer.

- What will probably happen next?
  - Ⓐ Nell will try to grab something.
  - Ⓑ Ty will hug his sister.
  - Ⓒ Nell will go to sleep.
- Which one tells about Nell?
  - Ⓐ Nell is older than Ty.
  - Ⓑ Nell listens to Ty.
  - Ⓒ Nell does not listen to Ty.
- What might happen if Ty did not stop to tie his shoe?
  - Ⓐ He could not push the cart.
  - Ⓑ His mom would be mad.
  - Ⓒ He could trip and fall.

### WORD MEANINGS

Circle what it means to grab.

1. to get

2. to tell

3. to give