

**Ms. Ramos**

Week of 2/16 – 2/20

## ELA Homework



Name: \_\_\_\_\_

### Homework Directions:

- Read for 20 minutes and fill in your reading log every day.
- Practice reading and writing the weekly Spelling Words and Sight Words
- i-Ready for HW this week (45 mins). - Login is taped inside your child's purple folder - instructions were emailed.
- Complete the attached worksheets and turn in this homework packet on Friday.

### Reminders:

- Students need c-type headphones daily, please make sure they have them in their bookbags (you can order from the AA bookstore).
- Students should always have their Archimedean and Purple folders in their backpacks.
- Please check your Archimedean folder every night for papers to either leave at home or complete and return to school.

### Assessments:

**2/19:**

Prepositions/Prepositional Phrases Test

**2/20** Comprehension Test, Spelling Test, & Sight Word Test

### Important Dates:

- Feb 16 - No School  
Presidents Day
- Feb 25 - Fun Day
- Mar 2-6 - Spring  
Break



# HMH Module 4:

Better Together

Week 1

Essential Question: Why is it important to do my best and get along with others?

## Reading Skills

**IDEAS and SUPPORT**

When authors write to persuade, they want readers to do or believe something.

**OPINION**  
What does the author think or feel?

I think... I believe...  
I feel... is the best...

**REASONS**  
What reasons support the opinion? Look for facts, or things that can be proved.

**EXAMPLES**  
What examples or details tell more about the reasons?

**TOPIC AND CENTRAL IDEA**

**TOPIC**  
the person or thing the text is about

**CENTRAL IDEA**  
the most important idea or point about the topic

**SUPPORTING EVIDENCE**  
details, facts, or examples in the text that tell about the central idea

**EVALUATE**

What is most important?

1. Think about the author's words as you read.  
2. Then evaluate, or decide, what is most important.

★★★★

**Point of View**

WHO tells the story?

The narrator is the person who tells a story. Readers see the story events through the narrator's point of view.

<b>THIRD-PERSON NARRATOR</b> A person who is NOT in the book is telling it. Look for the words <i>he, she, or they</i> .	<b>FIRST-PERSON NARRATOR</b> A person who is in the book is telling it. Look for the words <i>I, me, or my</i> .
---	---

Phonics - Digraphs ch & sh

Spelling Words:

- |          |          |
|----------|----------|
| 1. chin  | 7. shop  |
| 2. chop  | 8. wish  |
| 3. much  | 9. rush  |
| 4. chip  | 10. ship |
| 5. rich  | 11. girl |
| 6. chick | 12. boy  |

Sight Words:

- |            |          |
|------------|----------|
| 1. be      | 6. today |
| 2. here    | 7. use   |
| 3. me      | 8. very  |
| 4. play    |          |
| 5. started |          |

Weekly HMH story:



Vocabulary Words:

Drills, jog, pace, field, twist, bend, team, equipment, coach, rules, goal & fan.

Fluency

Intonation

Writing

Procedural Text

Grammar

Prepositions and  
Prepositional  
Phrases

Social Studies

Past and Present

# Weekly Reading Log

FEBRUARY 17-19



	Book Title	Author	Read to self	Read to Parent	Parent's Initials
Monday 20 Minutes	NO SCHOOL				
Tuesday 20 Minutes					
Wednesday 20 Minutes					
Thursday 20 Minutes					

My favorite book this week was \_\_\_\_\_.

I liked this book because \_\_\_\_\_  
\_\_\_\_\_  
\_\_\_\_\_


# A RAINY DAY

-NAME: .....

-DATE: .....

Use a highlighter or a crayon to highlight the main idea in one color and supporting details in another color.

A rainy day is a common part of winter. Gray clouds fill the sky and raindrops winter gently to the ground. Puddles form on sidewalks, and the air smells fresh and cool. People use umbrellas or raincoats to stay dry while enjoying the sound of the rain.



MAIN IDEA

DETAIL 1

DETAIL 2

DETAIL 3


Name: \_\_\_\_\_

Date: \_\_\_\_\_

# PREPOSITIONS

Look at the image and then color in the correct word or phrase that completes the sentence.

The leprechaun is \_\_\_\_\_ the pot of gold.

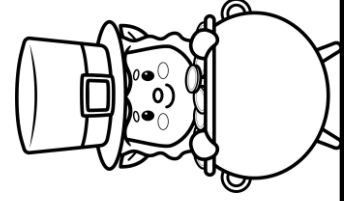


in

on

under

The leprechaun is \_\_\_\_\_ the pot of gold.




in

on

under

The leprechaun is \_\_\_\_\_ the pot of gold.




in

on

under

The leprechaun is \_\_\_\_\_ the pot of gold.

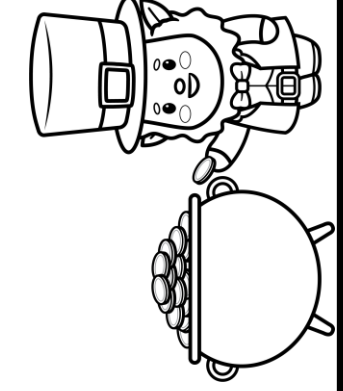


in front of

next to

behind

The leprechaun is \_\_\_\_\_ the pot of gold.




in front of

beside

behind

The leprechaun is \_\_\_\_\_ the pot of gold.




in front of

next to

behind

The leprechaun is \_\_\_\_\_ the pots of gold.

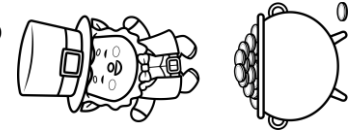


under

between

above

The leprechaun jumped \_\_\_\_\_ the pot of gold.

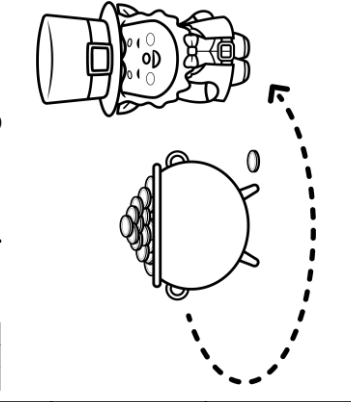


under

over

around

The leprechaun walked \_\_\_\_\_ the pot of gold.



under

above

around

Name: \_\_\_\_\_

Date: \_\_\_\_\_

# Prepositional Phrases

Directions: Underline the Prepositional Phrase.

1. Humpty Dumpty sat on a wall.
2. I want to fly above the clouds.
3. I went around the puddle.
4. My locker is next to yours.
5. Look under your bed to find it.
6. The cow jumped over the moon.
7. I want to sit near my Mom.
8. Don't spill on the floor,







Make up your own prepositional phrases.

1. \_\_\_\_\_

2. \_\_\_\_\_




Name: \_\_\_\_\_

Color the pictures with the /sh/ sound at the beginning.









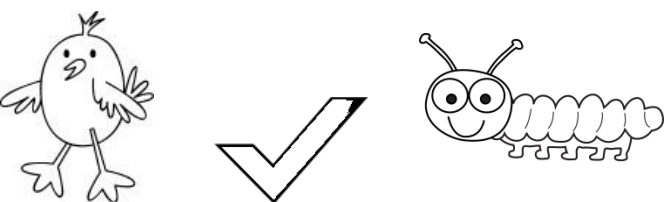

Name: \_\_\_\_\_

Color the pictures with the /ch/ sound at the beginning.



Name: \_\_\_\_\_

Color the pictures that begin the same in each box.

Name: \_\_\_\_\_

# sh and ch Sorting

<p>sh</p>	<p>ch</p>
-----------	-----------

