

KINDERGARTEN

READING

SECTIONS: KA-KE

NAME: _____

WEEK: 02/16-02/20

Reminders

- Please use the weekly learning discoveries as you read the short stories to help aid in exams at the end of the week.
- Homework is turned in every Friday inside the blue folder.
- Please complete 45 minutes of I-ready lessons that is due every Friday morning.
- Winnie the Pooh novel in progress!



TODO LIST

Monday:

- No School

Tuesday:

- Complete Tuesday's Section WS
- Read Fox Cubs
- Star Reading Test Prep WS 1
- Practice page Read and Spell WS

Wednesday:

- Complete Wednesday's Section WS
- Star Reading Test Prep WS 2
- Practice page Read and Spell WS
- Read Tan Cat

Thursday:

- Complete Thursday's Section WS
- Star Reading Test Prep WS 3
- Spelling Words WS
- Complete I-ready minutes – graded Friday morning.

Weekly Assessment(s):

- Module / Unit Assessment (weekly learning discoveries)
- Sight Word Test (students read the sight word on their own aloud).
- Spelling Word Test
- Weekly Text Reading Comprehension test

WEEKLY LEARNING DISCOVERIES:

Character Clues

Use picture and text clues to notice how characters

act



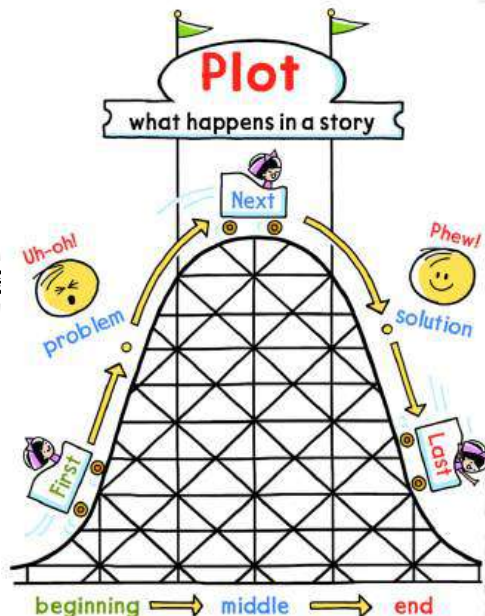
speak



think



feel



Central Idea and Key Details

topic

what a text is about in one or two words

central idea

the most important idea in a text

key details

facts or examples that give information about the central idea

Keys



This key opens the front door. This key opens the garage door. This key opens a secret door!

MODULE 5 - WEEK 4

Essential Question:


What does it mean to try hard?

Weekly Texts :

Reading Comprehension Skill:
Make Inferences



Genre: Biography
Lexile® Measure: AD770L
Guided Reading Level: N



Genre: Fiction
Lexile® Measure: AD350L
Guided Reading Level: H

Reading Comprehension strategy:
Theme

Spelling Words:
quit, Quin, Max, box, fox

Phonics:
Consonants Q and X
Vowel U

Writing:
Narrative Writing

Grammar:
Singular and Plural Nouns

Vocabulary:
disability, hero, respectful



HFV & Sight Words:
have, six some, we
(these are the words they will be tested on)

Name: _____

FIVE WAYS!



Directions: Write your spelling words five different ways for each row.



1.				
2.				
3.				
4.				
5.				

Name:

Weekly Language Review - Q1:8

Week of:

Monday

Read and Check.

by but

words not

Tuesday

Find and circle this week's words.

words with by a not but

by the but words on not

Write the missing letter. Write the word.



 - - - - -
 ag _____

Write the missing letter. Write the word.



 - - - - -
 at _____

Write a word that rhymes with MET.

 - - - - -
 e t _____

Write a word that rhymes with MET.

 - - - - -
 e t _____

How many syllables in DOLL?



 - - - - -

How many syllables in TEACHER?



 - - - - -

Draw a picture to show the opposite of CLEAN.

clean



Draw a picture to show the opposite of CLOSED.

closed



Wednesday

Trace and Write.

by

words

Write the missing letter. Write the word.



og

Thursday

Trace and Write.

but

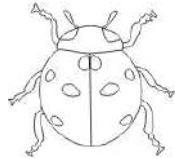
not

Write the missing letter. Write the word.



am

Circle all the animals that SWIM.



Circle all the animals that FLY.



How many syllables in BLANKET?



How many syllables BED?



Draw a picture to show the opposite of COLD.

cold



Draw a picture to show the opposite of DAY.

day













Name: _____

Look at the picture. Say the word. Identify the beginning sound. Color in the box with the matching beginning sound.

STAR/MKAS

Test Prep Practice

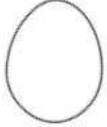





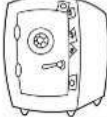



 n m t	 f t p
 r l g	 r a p
 c n g	 w u y
 d p q	 v t l
 v w n	 d t b

Name: _____

Look at the picture. Say the word. Identify the beginning sound. Color in the box with the matching beginning sound.

STAR/MKAS

Test Prep Practice



 a g e	 g r v
 e i a	 u o a
 g d b	 s c z
 s z c	 x a e
 t j g	 y w u

Name: _____


Cut out the the pieces. Sort and glue the pieces in the correct column based on if the two pictures start the same.

STAR/MKAS

Test Prep Practice

Start the Same 	Don't Start the Same 

STAR/MKAS Test Prep Practice Pages by Mrs. K's Klubhouse



Name _____

Read and Spell

Read and spell these words to be a better reader.


 Read it. have	 Trace it. have	 Write it. <hr/> <hr style="border-top: 1px dashed;"/> <hr/>												
 Read it. six	 Trace it. six	 Write it. <hr/> <hr style="border-top: 1px dashed;"/> <hr/>												
 Color them. have six														
<input type="radio"/> Circle them. <table style="width: 100%; text-align: center;"> <tbody> <tr> <td>have</td> <td>they</td> <td>have</td> <td>help</td> </tr> <tr> <td>too</td> <td>six</td> <td>yes</td> <td>six</td> </tr> <tr> <td>six</td> <td>for</td> <td>up</td> <td>have</td> </tr> </tbody> </table>			have	they	have	help	too	six	yes	six	six	for	up	have
have	they	have	help											
too	six	yes	six											
six	for	up	have											

Name _____

Read and Spell

Read and spell these words to be a better reader.

 Read it. some	 Trace it. some	 Write it. <hr/> <hr style="border-top: 1px dashed;"/> <hr/>
 Read it. we	 Trace it. we	 Write it. <hr/> <hr style="border-top: 1px dashed;"/> <hr/>
 Color them. <div style="text-align: center; font-size: 2em; letter-spacing: 0.5em;"> some we </div>		
<input type="radio"/> Circle them. <div style="display: flex; justify-content: space-around; text-align: center;"> <div>some</div> <div>him</div> <div>we</div> <div>yes</div> </div> <div style="display: flex; justify-content: space-around; text-align: center; margin-top: 20px;"> <div>we</div> <div>some</div> <div>me</div> <div>six</div> </div> <div style="display: flex; justify-content: space-around; text-align: center; margin-top: 20px;"> <div>have</div> <div>too</div> <div>some</div> <div>we</div> </div>		



den

© Bickwinkel/Alamy

This book belongs to

Red fox can dig a den.
She can fix a bed.



It was a big job!
 Red fox quits.
 She naps.

© Juniors Bildarchiv/Alamy Images

**WORD
 WORK**



Blend and Read

Read these words.

What is the same?



Qq

quit

Xx

fox

fix

Uu

cubs

run

tug

fun



Word Hunt

Find these words in the text.

she

the

was

they

© Gail Shotlander/Moment Open/Getty Images



Fold

Fox cubs quit.
They get in bed.
Nap, fox cubs! Nap!

© M. Watson/ardea.com/Pantheon/Superstock



Look! Red fox had
some cubs.
The fox cubs nap.

© Andrew Cooper/Nature Picture Library



Fox cubs get big.
They hop.
They run.


© Fabrice Cahez/Nature Picture Library

Fold



© Gail Shotlander/Moment Open/Getty Images

Fox cubs have fun!
Some fox cubs tug.
Some nip.




This book belongs to

Quin can see **six** cats.

Six cats in a box!

Quin pats the cats.



Some cats run. Some nap.
But a tan cat hops.
It hops on Quini!

WORD WORK



Speed Read

Read these words.

but some yes
have we look




Show You Know

Tell about the story.


box Quini Max

Quini pats six cats in a ____.
The tan cat hops on ____.
“____, can we get a cat?”




“Max, can we get a cat?”

“Yes, we can, Quin!”

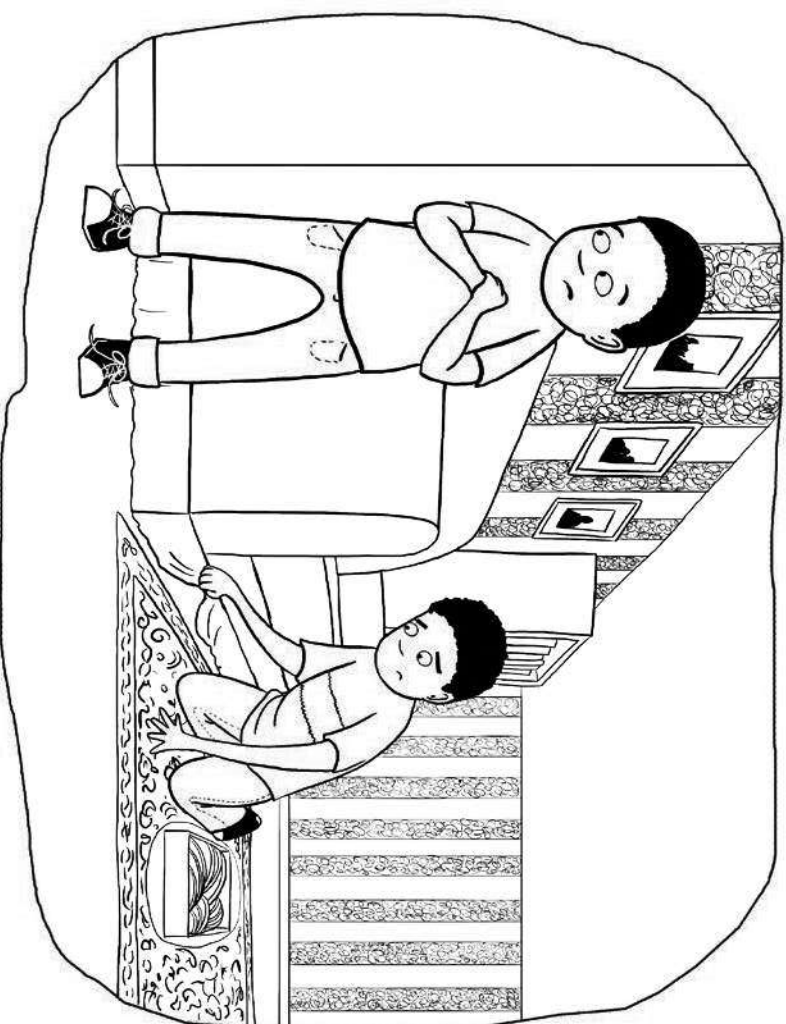


“Quin! Quin! Look
at the tan cat nap!”



Fold

“Max, we have a cat bed.”
Max nods. “Yes, Quin.”



“Max! Max!
The tan cat hid!”



I READY weekly TRACKER

FEBRUARY



Color a picture for each day you complete your I-ready minutes

	MONDAY	TUESDAY	WEDNESDAY	THURSDAY
Week 1				
Week 2				
Week 3				
Week 4				