

Mrs. Roldan's ELA HW 2/9-2/13

Name _____

Homework directions: Read for 20 minutes and fill your reading log daily. Practice sight words and spelling words. Complete attached worksheets and turn in this homework packet on Friday

Reminders: Students should always bring their Archimedean and purple folders in their backpacks. Please check your Archimedean folder every night for papers to either leave at home, or complete and return to school. Students should have their headphones in their bookbags everyday.

Assessments- If you Plant a Seed

Comprehension Quiz, Spelling and Sight Word Quiz, 5 Oceans Quiz February 12

Important Dates- February 16 President's Day - no school

HMH Module 4 Assessment February 20

1D

1E

HMH Module 4:

Better Together

Week 3

Essential Question: Why is it important to do my best and get along with others?

Reading Skills

Point of View

The narrator is the person who tells a story. Readers see the story events through the narrator's point of view.

WHO tells the story?

THIRD-PERSON NARRATOR A person who is NOT in the book is telling it. Look for the words he, she, or they .	FIRST-PERSON NARRATOR A person who is in the book is telling it. Look for the words I, me, or my .
--	--

Make Connections

When you read, find ways that the text is like things in your own life and other texts you have read.

It all starts here!

- Text to Self**
This reminds me of when I...
- Text to Text**
This is like another book I read...
- Text to World**
This is like something that happened in my community...

THEME

The **topic** is what a story is mostly about. The **theme** is the **message** or **lesson** the author wants readers to take away from the story.

- STEP 4**
Say the theme in your own words!
- STEP 3**
Use clues to figure out the message the author wants YOU to learn.
- STEP 2**
Look for the lessons a character learns or can teach.
- STEP 1**
Think about the story's topic.

START

TOPIC AND CENTRAL IDEA

TOPIC
the person or thing the text is about

CENTRAL IDEA
the most important idea or point about the topic

SUPPORTING EVIDENCE
details, facts, or examples in the text that tell about the central idea

Phonics - initial S blend

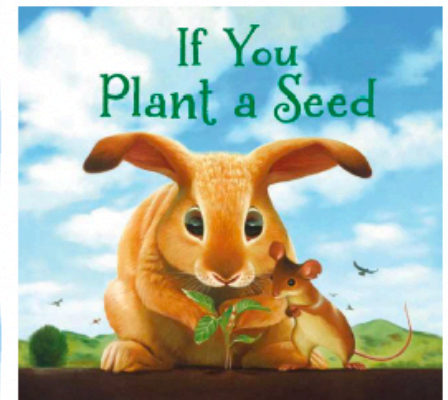
Spelling Words:

- | | |
|----------|-----------|
| 1. stop | 7. this |
| 2. step | 8. whip |
| 3. strap | 9. which |
| 4. spit | 10. that |
| 5. split | 11. stick |
| 6. slid | 12. slide |

Sight Words:

- | | |
|-----------|---------|
| 1. after | 5. grow |
| 2. before | 6. into |
| 3. does | 7. no |
| 4. don't | 8. wash |

Weekly HMH story:



Vocabulary Words:

Big Idea Words: honest, courtesy, sport

Story Vocabulary: seed, short, heap, trouble, fruits

Fluency

Reading Rate

Writing

Procedural Text

Grammar

Punctuation and Skills Review

Social Studies

5 Oceans

Weekly Reading Log



*Please ✓ one

	Book Title	Author	Read to Self	Read to Parent	Parent's Initials
Monday 20 Minutes	HMH Weekly Story: <i>If You Plant a Seed</i> <small>*Assigned in the HMH app on the iPad</small>	Kadir Nelson			
Tuesday 20 Minutes	HMH Weekly Story: <i>If You Plant a Seed</i> <small>*Assigned in the HMH app on the iPad</small>	Kadir Nelson			
Wednesday 20 Minutes	AMIRA Stories on HMH Use Amira on HMH to complete 20 mins. of read-aloud lessons	N/A			
Thursday 20 Minutes	I chose to read:				

In the story, *If You Plant a Seed*, what do the characters do to be kind?



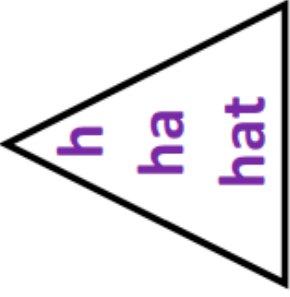
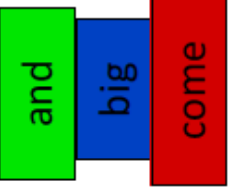






Module 4 Sight Word Quiz

be	here	me	play
started	today	use	very
jump	right	say	their
walk	way	where	why
after	before	does	don't
grow	into	no	wash

Beginning this week, you will be required to complete and turn in your weekly spelling word practice.

On the next page, you will find 15 choices of activities to practice your weekly spelling and sight words. Please select one activity each to complete on a separate piece of paper. (One activity for sight words and one activity for spelling words). We recommend using 3 lined handwriting paper whenever possible to practice writing the words correctly to prepare for your spelling and sight word tests. Please attach both completed homework assignments to this homework packet before turning it in on Friday. These will be graded homework assignments.

Spelling and Sight Word Activity Choices

<p>Draw a Picture Draw a picture to go with each of your words.</p> 	<p>Small, Medium, Large that that that</p>	<p>Magic Words Write your words using a white crayon. Color over it with marker.</p> 	<p>Pyramid Words</p> 	<p>ABC Order Write your words in alphabetical order.</p> 
<p>Silly Story Write a silly story using all of your words.</p> 	<p>Rainbow Write Use at least 3 colors to write each word.</p> 	<p>Rhyme Time Write a rhyming word for each of your words. Your word: can Rhyming word: fan</p>	<p>Hidden Picture Hide your words in a picture.</p> 	<p>Fancy Words Write your words in a fancy style.</p> <p>you what have</p>
<p>Pattern Write Write your word in a pattern with 2 colors.</p> 	<p>Forwards and Backwards Write your words forwards and backwards.</p> <p>what → tahw</p>	<p>Opposite Hand Write your words with your opposite hand.</p> 	<p>Type it Up Use your computer to type your words in any font.</p> <p>came from where</p>	<p>Dot Words Write your words and then dot over them.</p> 

Name: _____ Date: _____

Highlight the proper noun (s) in each sentence.

Practice

1. My birthday falls on a Thursday.
2. We go to the Eastbrook Elementary School.
3. My brother's name is Daniel Smith.
4. We are going on a trip in July.
5. Skylar and David are best friends.



Read the story. Remember things about the foxes.

The mother fox is in a den.
The den is her home.
She lives with her babies.
A baby fox is called a kit.
The den is hard to see.
The kits are safe inside.
The mother fox feeds them milk.
She brings them meat.
She plays with the kits, too.
A den is a good home for kits.



Fill in the circle next to the correct answer.

1. Which one tells what the story is about?

- Ⓐ Baby foxes are small.
- Ⓑ Baby foxes live in a den.
- Ⓒ Baby foxes drink milk.

3. What is a **kit**?

- Ⓐ a baby fox
- Ⓑ the home of a fox
- Ⓒ a mother fox

2. What is a **den**?

- Ⓐ the food a fox eats
- Ⓑ the name for a baby fox
- Ⓒ the home of a fox

BEGINNING SOUNDS

Circle the word that starts with the same sound you hear in fox.

1. if

2. feed

3. puff

4. box

5. safe