



READING

SECTIONS: KA-KE

NAME: _____

WEEK: 02/09-02/13

Reminders

- Please use the weekly learning discoveries as you read the short stories to help aid in exams at the end of the week.
- Homework is turned in every Friday inside the blue folder.
- Please complete 45 minutes of I-ready lessons that is due every Friday morning.
- Winnie the Pooh novel in progress!



TODO LIST

Monday:

- Complete Monday's Section WS
- Read Yes, Vets Can!
- Star Reading Test Prep WS 1
- Practice page Read and Spell WS

Tuesday:

- Complete Tuesday's Section WS
- Read Pet Pup
- Star Reading Test Prep WS 2

Wednesday:

- Complete Wednesday's Section WS
- Star Reading Test Prep WS 3
- Practice page Read and Spell WS

Thursday:

- Complete Thursday's Section WS
- Star Reading Test Prep WS 4
- Spelling Words WS
- Complete I-ready minutes - graded Friday morning.

Weekly Assessment(s):

- Module / Unit Assessment (weekly learning discoveries)
- Sight Word Test (students read the sight word on their own aloud).
- Spelling Word Test
- Weekly Text Reading Comprehension test

WEEKLY LEARNING DISCOVERIES:



Character Clues

Use picture and text clues to notice how characters

act



speak



think



feel



Central Idea and Key Details

topic

what a text is about in one or two words

central idea

the most important idea in a text

key details

facts or examples that give information about the central idea

Keys



Keys open doors.

This key opens the front door. This key opens the garage door. This key opens a secret door!


MODULE 5 - WEEK 3

Essential Question:

What does it mean to try hard?

Weekly Texts :

Reading Comprehension Skill:
Make Inferences



Genre: Fiction
Lexile® Measure: 510L
Guided Reading Level: L



Genre: Informational Text
Lexile® Measure: 420L
Guided Reading Level: K

Reading Comprehension strategy:
Problem / Solution and Central Idea

Spelling Words:
pet, red, hen, vet, yes

Phonics:
Vowel Ee

Writing:
Narrative Writing

Grammar:
Singular and Plural Nouns

Vocabulary:
allow, energized, inspire




HFV & Sight Words:
help, they, too, yes
(these are the words they will be tested on)

Name: _____

FIVE WAYS!



Directions: Write your spelling words five different ways for each row.



1.				
2.				
3.				
4.				
5.				



Fold

This book belongs to

Ted has a pet pup.
"Run, pup! Run!"



But the pup can not run.
It has a bad leg.

**WORD
WORK**



Blend and Read

Read these words.

What is the same?

Ee

leg

vet

pet

Jen

sets

Ted



Word Hunt

Find these words in the story.


has

not

his



The pet pup can jog!
It can run, too!
"Yes! Run, pup! Run!"



Ted and his pet pup
go to Jen, the vet.



Can Jen help?

Yes! Yes, Jen can!

Jen sets the leg.



Jen pats the pet pup.

Jen hugs it, too!

Yes, Vets Can!

by Inez Prieto



Can vets help pets?
Yes! Yes, vets can!

© Happy monkey/Shutterstock

This book belongs to



Can vets help pet cats?
Yes! Yes, vets can help
pet cats.

© didesign021/Shutterstock

Fold

**WORD
WORK**



Speed Read

Read these words.

but help can
yes they too



Picture Hunt

Find these pictures in the story.

pen red hen



© Robert Daly/Caiaimage/Getty Images




© Geoff Crimmins/Moscow-Fullman Daily News/AF Images

But can vets help yaks, too?
Yes! Yes, vets can!



© Robert Daly/Calmage/Getty Images

Can they help pet pups?
Yes! Yes, they can.



Fold

© Iakov Filimonov/Dreamstime

But can vets help red hens?
Yes! Yes, vets can help
red hens.



© Wilbur E. Garrett/National Geographic/Getty Images

But can they help bats?
Yes! Yes, they can help bats.

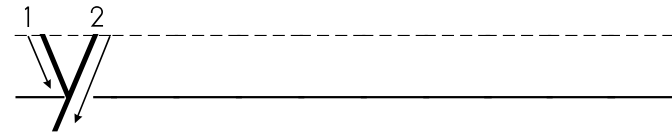
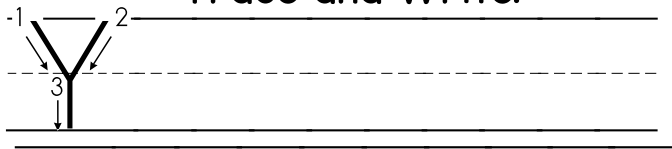
Monday

Read and Check.

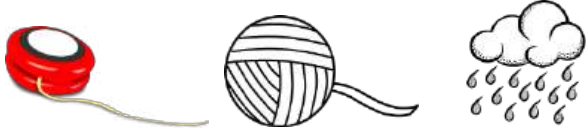
from one

or had

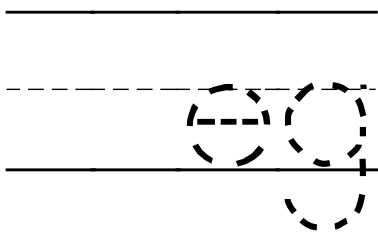
Trace and Write.



Circle items starting with Y.



Write a word that rhymes with LEG.



Draw a picture to show the opposite of ABOVE.

above



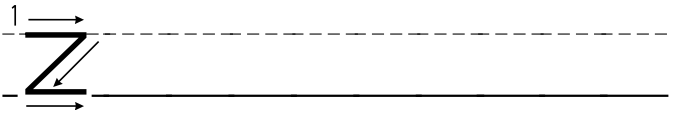
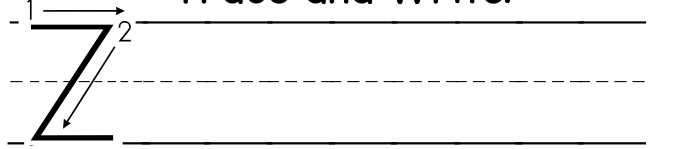
Tuesday

Find and circle this week's words.

for from one on or had

a had the from or on one


Trace and Write.



Circle items starting with Z.



How many syllables in PAPER?



Draw a picture to show the opposite of BACK.

back



Wednesday

Trace and Write.

from

or

Write the missing letter. Write the word.



it


Thursday

Trace and Write.

one

nod

Write the missing letter. Write the word.



nt

Circle all the things you use to COOK.



Circle all the things you can CLIMB.



How many syllables in SHIRT?




How many syllables WINDOW?




Draw a picture to show the opposite of BEHIND.

behind



Draw a picture to show the opposite of BIG.

big





Name: _____



Cut out the pieces. Glue the letters to complete the word by adding the beginning sound.



STAR/MKAS



Test Prep Practice



	et 
---	--



	um 
--	--

	in 
---	--

	ag 
--	--

	ub 
--	--

	ox 
---	---

	ib 
---	--

	en 
--	--

STAR/MKAS Test Prep Practice Pages by Mrs. K's Klubhouse


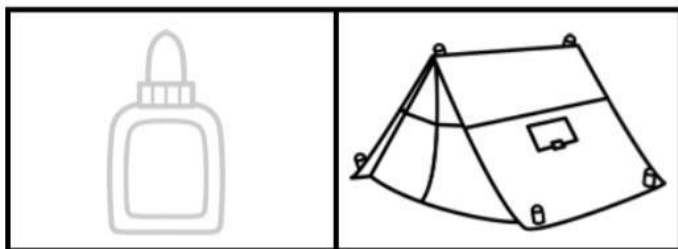
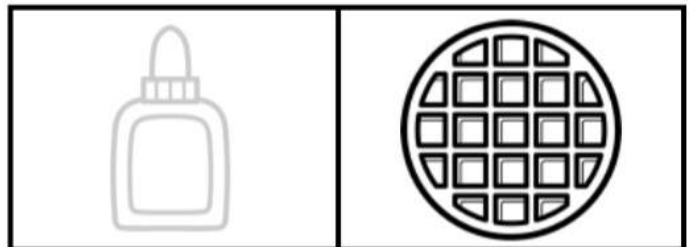
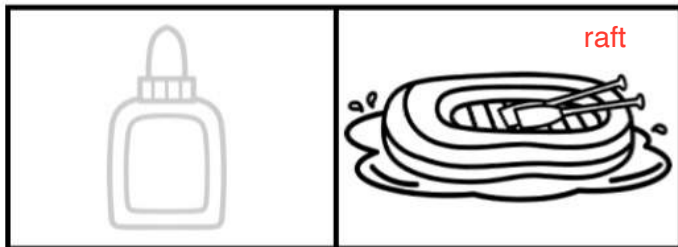

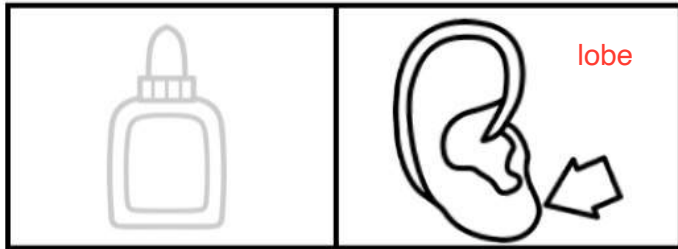


g	b	w	m
v	p	f	c

Name: _____


Cut out the pieces. Say the beginning sound for each picture. Sort the pictures based on which pictures have the same beginning sound.

STAR/MKAS

Test Prep Practice



STAR/MKAS Test Prep Practice Pages by Mrs. K's Klubhouse







Name: _____



Cut out the pieces. Glue the letters to complete the word by adding either the beginning or ending sound.



STAR/MKAS



Test Prep Practice



 ba	
--	---

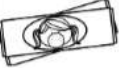

	ig 
--	--



	in 
---	--

 ne	
--	---

	ed 
--	---

	un 
---	---

 gu	
--	---

 ro	
--	---








STAR/MKAS Test Prep Practice Pages by Mrs. K's Klubhouse

f	w	t	b
m	d	g	r

Name _____

Read and Spell








Read and spell these words to be a better reader.

<p> Read it.</p> <p>help</p>	<p> Trace it.</p> <p>help</p>	<p> Write it.</p> <p>_____</p> <p>-----</p> <p>_____</p>
<p> Read it.</p> <p>they</p>	<p> Trace it.</p> <p>they</p>	<p> Write it.</p> <p>_____</p> <p>-----</p> <p>_____</p>
<p> Color them.</p> <p>help they</p>		
<p><input type="radio"/> Circle them.</p> <p>help the him help</p> <p>for they help very</p> <p>they help they us</p>		

Name _____

Read and Spell

Read and spell these words to be a better reader.

<p> Read it.</p> <p>too</p>	<p> Trace it.</p> <p>too</p>	<p> Write it.</p> <p>_____</p> <p>-----</p> <p>_____</p>
<p> Read it.</p> <p>yes</p>	<p> Trace it.</p> <p>yes</p>	<p> Write it.</p> <p>_____</p> <p>-----</p> <p>_____</p>
<p> Color them.</p> <p>too yes</p>		
<p><input type="radio"/> Circle them.</p> <p>too her yes want</p> <p>yes too they us</p> <p>look help yes too</p>		