

+

AMERICAN MATH HW
WEEK OF February 2-6, 2026

Due Date: Sunday, 2/8 by midnight

Focus for the week: The focus of the HW this week is Line Symmetry & Shape Patterns.

Pacing guideline: Look at the top right corner of the page for the suggested pace.

Uploading Instructions: Homework will be accepted only through Archie. Upload homework on Archie and wait till you get the message – “**the file has been successfully uploaded**”. If for any reason you have technical issues, get in touch with me as soon as possible.

Paper homework is accepted for valid reasons. In such cases, parents should reach out via email to inform about the same.

IMPORTANT – Please show ALL YOUR WORK done to find the answer to any problem to earn FULL CREDIT. No credit is earned when only final answer is written and no work is shown.

Note: Bring your homework to class everyday. I will discuss the HW from the previous day in every class. It is important to practice the assigned topics daily because the next day’s instruction builds on the previous lesson.

ANNOUNCEMENT – Geometry Unit Test on Monday, February 9, 2026

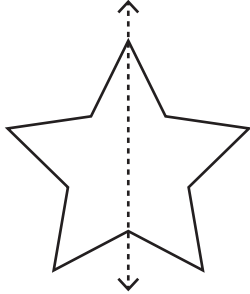
1) IXL practice:

- i. Go to IXL.com on any web browser OR IXL app on iPad
- ii. Login using following credentials
 - o Username – your_archie_username@archimedeanacad
 - o Password – archie199
- iii. Go to Learning> Skills> Fourth Grade Math
- iv. Practice modules –
Fourth Grade: JJ, KK, LL, MM, NN

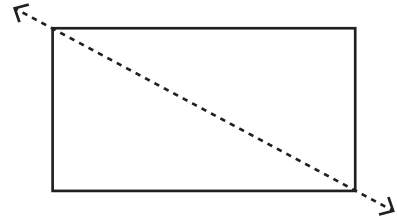
Recognize the line of symmetry

Is the dotted line on each shape a line of symmetry? Write yes or no.

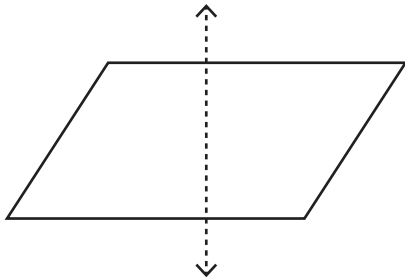
1)



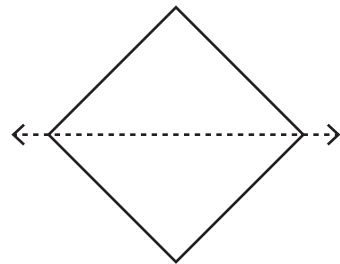
2)



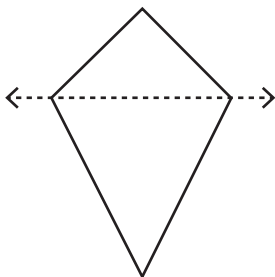
3)



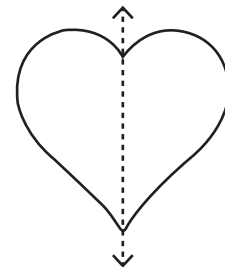
4)



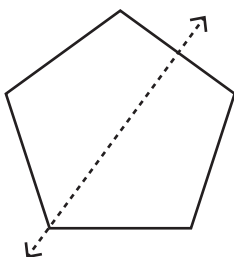
5)



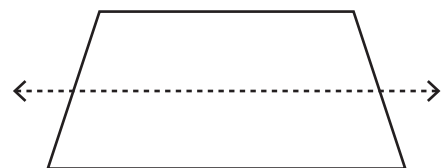
6)



7)



8)

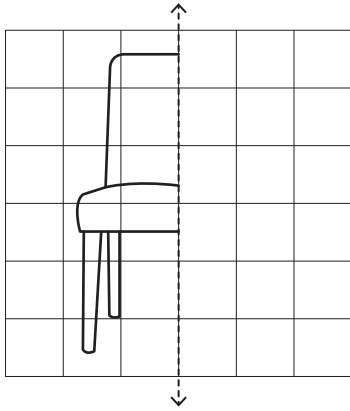


Mirror Image

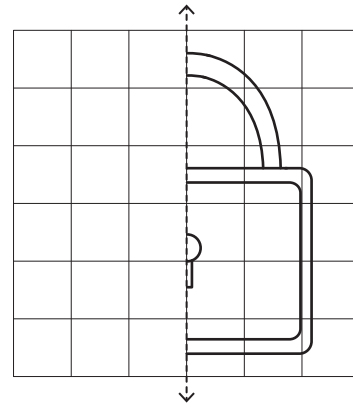
Sheet 1

Draw the other half of each symmetrical figure.

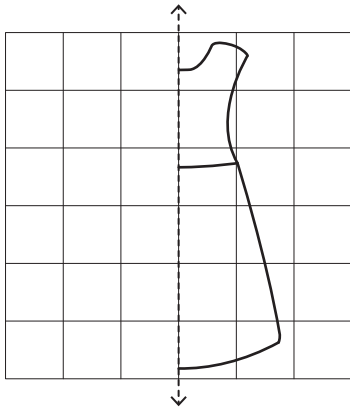
1)



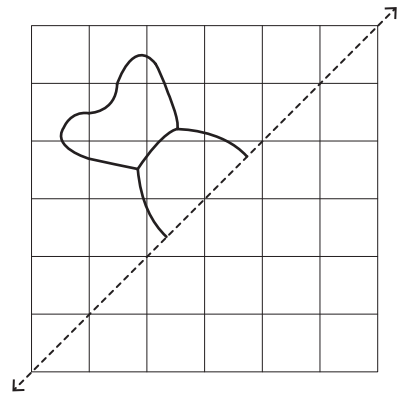
2)



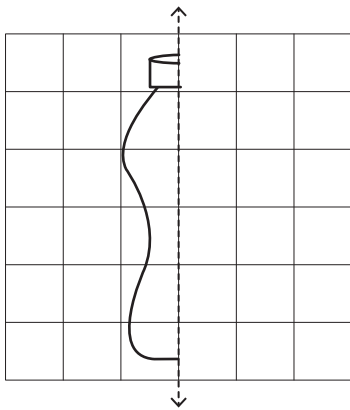
3)



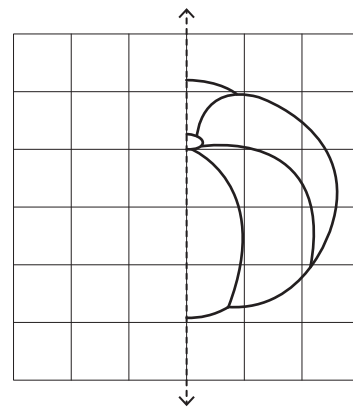
4)



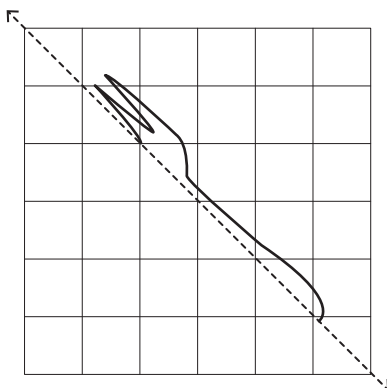
5)



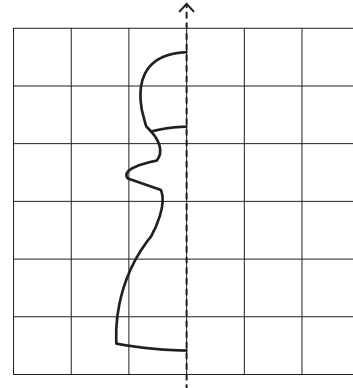
6)



7)



8)

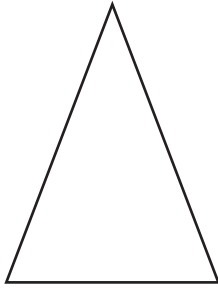


Symmetry in Shapes


Sheet 1

Draw a line of symmetry on each shape.

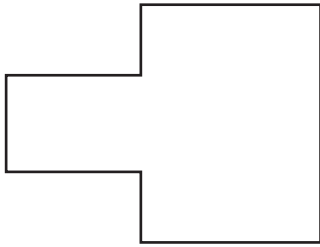
1)



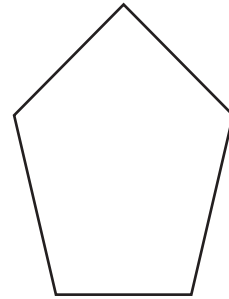
2)



3)



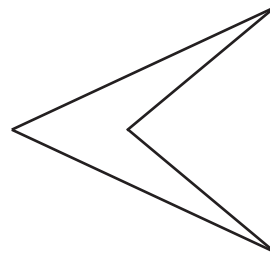
4)



5)




6)



7)

























































































































8)



Name: Class:

Find the next shapes in a pattern

Complete the patterns below with the missing shapes.

a.															
b.															
c.															
d.															
e.															
f.															
g.															
h.															

Name

Class

Date

Shape Patterns

Total questions: 23

Worksheet time: 27mins

Instructor name: shyara lara

1. (5.OA.5) Nadia has arranged ten shapes in the order as shown in the picture below.



If Nadia continues the pattern in the same way, what will be the 15th shape in the pattern?

- a) Arrow
- b) Star
- c) Triangle
- d) Square

2.

What changes in this pattern?

- a) shape
- b) size
- c) color
- d) location

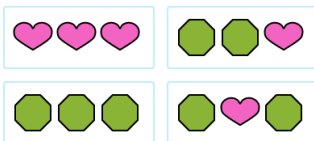
3.

What changes in this pattern?

- a) location
- b) size
- c) color
- d) shape

4.

Which is the missing part?



- a) heart, heart, heart
- b) octagon, heart, octagon
- c) octagon, octagon, heart
- d) octagon, octagon, octagon

5.



What changes in this pattern?

- a) color and shape
- b) size
- c) size and color
- d) shape

6.



What changes in this pattern?

- a) turning
- b) color
- c) color, shape and turning
- d) shape

7.



Which comes next?



- a) green, green
- b) red, red
- c) red, green
- d) green, red

8.



What comes next in the pattern?

- a) down, left, right
- b) up, right, down
- c) down, up, left
- d) up, down, right

9.



What comes next in the pattern?

- a) big, small, medium
- b) small, big, medium
- c) big, medium, small
- d) medium, big, small

10.



Where would the next red square be?

- a) top right
- c) bottom right

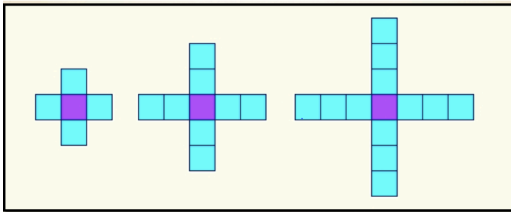
- b) top left
- d) bottom left

11. ABCABCABC__

- a) A
- c) B

b) C

12.

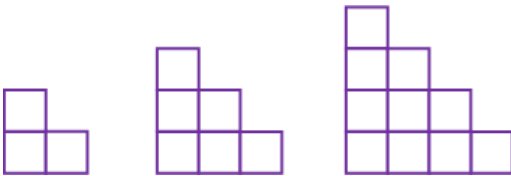


How many cubes would be in the next shape?

- a) 18
- c) 17

- b) 16
- d) 15

13.



What is the Pattern?

- a) The next term will have 16 blocks
- c) The next term will have 14 blocks.

- b) The next term will have 15 blocks.
- d) This is the end of the pattern.

14.



If you extended the pattern, how many dots would come next?

- a) 30
- b) 20
- c) 25
- d) 16

15.



How many counters would come next?

- a) 7
- b) 5
- c) 9
- d) 11

16. $\Delta\Delta o\Delta\Delta o\Delta$ __

- a) o
- b) Δ

17. $\Delta\Delta o\Delta\Delta o\Delta\Delta$ __

- a) Δ
- b) o

18. $\Delta\nabla\Delta\nabla\Delta\nabla\Delta$ __

- a) Δ
- b) ∇

19.



How many counters would come next?

- a) 9
- b) 5
- c) 7
- d) 11

20.



What would come next in the pattern shown?

a)



b)



c)



d)



21. $\Delta \Delta o \Delta \Delta o \Delta$ __

a) Δ

b) o


22. $A B C A B C A B C$ __

a) A

b) C

c) B

23.



What comes next in the pattern?

a) turkey

b) pie