



READING

SECTIONS: KA-KE

NAME: _____

WEEK: 02/02-02/06

Reminders

- Please use the weekly learning discoveries as you read the short stories to help aid in exams at the end of the week.
- Homework is turned in every Friday inside the blue folder.
- Please complete 45 minutes of I-ready lessons that is due every Friday morning.
- Winnie the Pooh novel begins!



TODO LIST

Monday:

- Complete Monday's Section WS
- Read Go, Vic!
- Star Reading Test Prep WS 1
- Practice page Read and Spell WS

Tuesday:

- Complete Tuesday's Section WS
- Read Yams
- Star Reading Test Prep WS 2

Wednesday:

- Complete Wednesday's Section WS
- Star Reading Test Prep WS 3
- Practice page Read and Spell WS

Thursday:

- Complete Thursday's Section WS
- Star Reading Test Prep WS 4
- Spelling Words WS
- Complete I-ready minutes – graded Friday morning.

Weekly Assessment(s):

- Module / Unit Assessment (weekly learning discoveries)
- Sight Word Test (students read the sight word on their own aloud).
- Spelling Word Test
- Weekly Text Reading Comprehension test

WEEKLY LEARNING DISCOVERIES:



Character Clues

Use picture and text clues to notice how characters

act



speak



think



feel



Characters

the people, animals, or creatures in a story



Setting

where and when a story takes place



Make Inferences

When you make an inference, you use

picture or text clues



and

what you know




to make a best guess about the text.

MODULE 5 - WEEK 2

Essential Question:

What does it mean to try hard?

Weekly Texts :



Genre: Folktale
Lexile® Measure: AD570L
Guided Reading Level: M



Genre: Play
Lexile® Measure: NP
Guided Reading Level: I

Reading Comprehension Skill:

- Make Inferences

Reading Comprehension strategy:

Character Traits

Spelling Words:

van, yams, yes, Vic, yet

Phonics:

Consonants: Vv and Yy

Writing:

Narrative Writing

Grammar:

Pronouns / Complete Sentences

Vocabulary:

lovely, several, spy

HFW & Sight Words:

for, him, her, us




(these are the words they will be tested on)

Name: _____


FIVE WAYS!



Directions: Write your spelling words five different ways for each row.



1.				
2.				
3.				
4.				
5.				



I READY *weekly* TRACKER



FEBRUARY

Color a picture for each day you complete your I-ready minutes

MONDAY

TUESDAY

WEDNESDAY

THURSDAY

Week 1






Week 2



Week 3




Week 4



Go, Vic!

by Bryan Langdo
illustrated by Tom Jellet



Fold

This book belongs to

Bud got in his van.
But it had no gas!



Bud got up on Vic.

Bud sat on him.

“Go, Vic!”

WORD WORK



Blend and Read

Read these words.

What is the same?

Yy

yum yams

Vv

Vic Val
van



Word Hunt

Find these words in the story.

look

lot

but

2

7



But no yams for Bud!
Bud naps!



Bud and Vic ran to the lot.
Bud got yams.

Fold



“Vic! Look! I got us yams!”



Vic got his yams. Yum!
Val got her yams. Yum!

Yams

by Bryan Langdo
illustrated by Tom Jellett



Fold

This book belongs to

Bud has yaks. Big yaks!
The yaks are Vic and Val.



“Valli!” Bud pats her.

“I got yams for us, Val. Yum!”

WORD WORK



Speed Read

Read these words.

got big had
but are his



Show You Know

Tell about the story.

yaks Vic yams

Bud got _____.

The yams are for _____ and Val.

Vic and Val are _____.



Bud ran to his van.
Bud got in.
"To the yams!"



"Vic!" Bud pats him.
"Yams, Vic?"
Vic nods.



But Bud had no yams for him.



Bud got bags.
Big bags for yams!

Name:

Weekly Language Review - Q1:6

Week of:

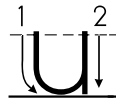
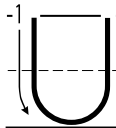
Monday

Read and Check.

at this

be have

Trace and Write.



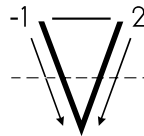
Tuesday

Find and circle this week's words.

be with at it this have I

is be have at he on this

Trace and Write.



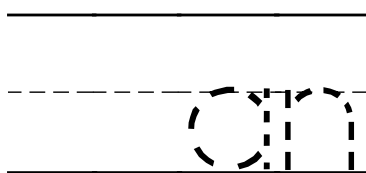
Circle objects starting with U.



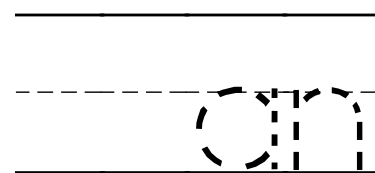
Circle objects starting with V.



Write a word that rhymes with PAN.



Write a word that rhymes with PAN.



How many syllables in PENCIL?



How many syllables in ARM?



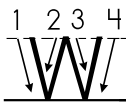
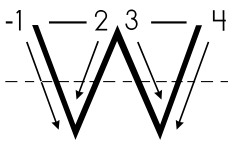
Wednesday

Trace and Write.

at

be

Trace and Write.




Circle objects starting with W.



Circle all the RED objects.



How many syllables in FLOWER?



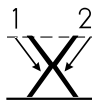
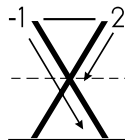
Thursday

Trace and Write.

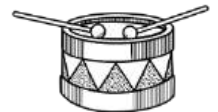
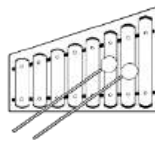
this

have

Trace and Write.



Circle objects starting with X.



Circle all the GREEN objects.










How many syllables PEN?



Name _____

Read and Spell









Read and spell these words to be a better reader.

 Read it. <p>for</p>	 Trace it. <p>for</p>	 Write it. <hr/> <hr style="border-top: 1px dashed;"/> <hr/>
 Read it. <p>her</p>	 Trace it. <p>her</p>	 Write it. <hr/> <hr style="border-top: 1px dashed;"/> <hr/>
 Color them. <p>for her</p>		
<input type="radio"/> Circle them. <p>for her her had</p> <p>of for lot on</p> <p>ten her for her</p>		

Name _____

Read and Spell

Read and spell these words to be a better reader.

 Read it. <h1>him</h1>	 Trace it. <h1>him</h1>	 Write it. <hr/> <hr style="border-top: 1px dashed;"/> <hr/>
 Read it. <h1>us</h1>	 Trace it. <h1>us</h1>	 Write it. <hr/> <hr style="border-top: 1px dashed;"/> <hr/>
 Color them. <h1>him us</h1>		
 Circle them. <p>us up him want</p> <p>for us but us</p> <p>him him us you</p>		

Name: _____


STAR/MKAS


Test Prep Practice


Cut out the pieces. Count the words in the sentence. Glue the number of words next to the corresponding sentence.


He swims.	
-----------	---

Ouch!	
-------	---


Can we go to the gym?	
-----------------------	---

It is mine.	
-------------	---

He sat on the chair.	
----------------------	--

I need your help.	
-------------------	--

How are you?	
--------------	---

She took her bag and cup.	
---------------------------	---

STAR/MKAS Test Prep Practice Pages by Mrs. K's Klubhouse


3	2	3	4
5	6	1	6

Name: _____


STAR/MKAS


Test Prep Practice


Cut out the pieces. Count the words in the sentence. Glue the number of words next to the corresponding sentence.


He called me.	
---------------	---

I ate one cookie.	
-------------------	---

They will go to the beach.	
----------------------------	---

Yes!	
------	---

Can you read two books?	
-------------------------	--

Did you try it?	
-----------------	--

Let's go!	
-----------	---

It is yummy!	
--------------	---

STAR/MKAS Test Prep Practice Pages by Mrs. K's Klubhouse

6	1	5	3
2	4	3	4

Name: _____

STAR/MKAS

Test Prep Practice

Read and count the words in each sentence. Write the number in the box on the right.

I will go with my mom.

She got the red fish.

He sees it.

Stop!

We must see the cat.

Is it his cup?

I ran fast.

Name: _____

Count the number of words in the sentence. Color in the box that shows the correct number of words.

STAR/MKAS

Test Prep Practice

We love you!

2	3	5
---	---	---

We ride the bus to school.

5	7	6
---	---	---

I ate three bananas.

4	3	5
---	---	---

Did you go with grandma?

5	6	4
---	---	---

They like to play outside.

4	6	5
---	---	---

It is my bike.

3	5	4
---	---	---

Can you see that big star?

6	5	7
---	---	---

She needs her coat.

5	4	2
---	---	---

That is my favorite book.

6	5	7
---	---	---

I have a big and brown dog.

7	8	6
---	---	---