

Name: _____

Section: _____

First Grade American Math Homework #20



This week in class, we will learn **Chapter 11: Geometry – Three-Dimensional Shapes**. We will work on classifying and sorting two-dimensional shapes, identifying attributes of two-dimensional shapes, creating two-dimensional shapes, and composing more shapes.


There will be a 2D shapes quiz on **Tuesday February 3rd**. To review for the quiz, scholars can use last week's homework, Cinemath, and the IXL lessons from last week's homework, as well as additional resources posted on Archie. There will be a test for 3D shapes on **Monday February 9th**. Scholars can review this week's homework and online resources to prepare.

Scholars have access to the IXL math platform for additional practice and reinforcement of the daily lesson. There is no limit to how many times scholars can review the lessons. Below, please find practice modules scholars can complete from home to develop a deeper understanding of the daily lesson.

LL.1	LL.4	LL.7	LL.10	LL.13	LL.16
LL.2	LL.5	LL.8	LL.11	LL.14	
LL.3	LL.6	LL.9	LL.12	LL.15	

Vocabulary

- | | |
|----------------------|---------------------|
| 1. Corners/Vertices | 8. Triangular Prism |
| 2. Side | 9. Faces |
| 3. Cube | 10. Edges |
| 4. Cylinder | 11. Flip |
| 5. Cone | 12. Rotate/Turn |
| 6. Rectangular Prism | 13. Slide |
| 7. Sphere | |



Notes

Students **MUST** prove and show all their work. If additional space is needed, please feel free to attach lined paper to the homework packet. **Failure to show your work will result in a lower grade.** Please complete the homework to the best of your abilities.

Monday February 2nd – Page 501

Tuesday February 3rd – Page 507

Wednesday February 4th – Page 513

Thursday February 5th – Page 519

Friday February 6th – Page 525

Name _____

Three-Dimensional Shapes

Use three-dimensional shapes.
Write the number of flat surfaces
for each shape.

Go Online

Interactive Examples

1. A cylinder has _____ flat surfaces.

.....

2. A rectangular prism has _____ flat surfaces.

.....

3. A cone has _____ flat surface.

.....

4. A cube has _____ flat surfaces.

Problem Solving



5. Circle the object that matches the clue.
Greta finds an object that has only a curved surface.



6.  Use pictures or
words to describe a cone.

Combine Three-Dimensional Shapes

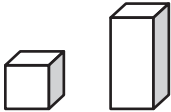
Go Online
Interactive Examples

Use three-dimensional shapes.

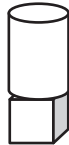
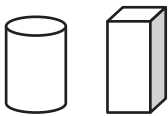
Combine.

Which new shape can you make?
Circle it.

1.



2.



Problem Solving



3. Circle the shapes you could use to model the bird feeder.



4.



Combine two shapes to make a new shape. Describe how you put the shapes together.

Name _____

Make New Three-Dimensional Shapes

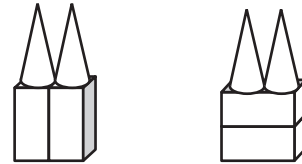

Go Online

Interactive Examples

Use three-dimensional shapes.

Build and Repeat.

Combine. Which new shape can you make? Circle it.




Problem Solving



3. Ezio builds this shape. Then he repeats and combines. Draw a shape he can make.



4.  Use a cube and a cylinder to build a new shape. Repeat. Draw to show how you can combine these two new shapes to make a larger shape.



Name _____


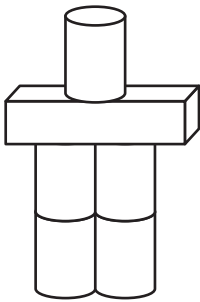
Take Apart Three-Dimensional Shapes

Go Online

Interactive Examples

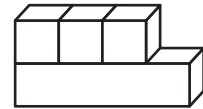
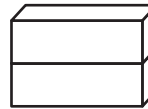
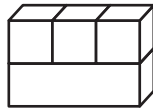
Use three-dimensional shapes.
Circle your answer.


1. Paco used shapes to build this robot. Circle the shapes he used.



Problem Solving

2. Circle the ways that show the same shape.



3.  **Math** Draw a picture of a house made from shapes. Write the shape names you used.

Name _____

Two-Dimensional Shapes on Three-Dimensional Shapes

Go Online


Interactive Examples

Circle the objects you could trace to draw the shape.

1.





2.



Problem Solving

3. Look at this shape.
Draw the shape you would make if you traced this object.



4.  Use pictures or words to explain how you would describe the shapes of flat surfaces you may see on a tissue box.

