

2B/2D


WEEK OF 1/19 - 1/23

Name: _____



Due **Friday** 1/23

DAILY HOMEWORK

MONDAY	TUESDAY	WEDNESDAY	THURSDAY
	Reread <i>Cloulette</i>	Complete 2 lessons of <i>i-Ready</i>	Complete 2 lessons of <i>i-Ready</i> and Reread <i>Cloulette</i>
	Study Spelling Words (1 activity)	Study Spelling Words (1 activity)	Study Spelling Words (1 activity)
	Parent Initials	Parent Initials	Parent Initials

SPELLING

1. cot
2. face
3. goal
4. gym
5. nice
6. page
7. plug
8. crash
9. gone
10. brag
11. city
12. trace
13. stamps
14. dishes
15. bells
16. dresses
17. circus
18. once

WEEKLY OBJECTIVES

- Reading- Content Area Words, Make Connections, Point of View, Text Features
- Vocabulary- Prefixes un- and re-
- Spelling- Sounds for Cc and Gg
- Grammar- Subject-Verb Agreement
- Writing- Poems

REMINDERS

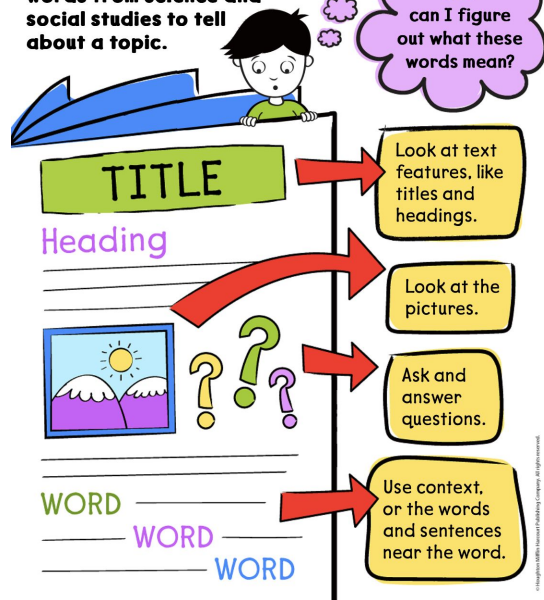
- Reading Test Friday 1/26
- Grammar Test Friday (subject-verb agreement and -s, and -es endings 1/26
- Spelling Quiz Friday 1/26
- Animal Kingdom Field Trip Friday 2/6 (more info forthcoming)

VOCABULARY

average- normal or usual
advantages- things that put you ahead
front- where cold air meets warm air
impressed- to like something a lot
gusts- short rushes of wind
flash- sudden burst of light
supplies- things you need to be ready for something
layer- to wear several things on top of one another to keep warm

CONTENT-AREA WORDS

Informational texts often use words from science and social studies to tell about a topic.



TIME FOR REVIEW!

Generative Vocabulary 6.6

Prefixes *un-*, *re-*

A **prefix** is a word part added to the beginning of a **base word** that changes the meaning of the word.

- The prefix **un-** means "not" or "to reverse."

was **unimpressed**

- The prefix **re-** means "again."

will **reoccur**

Look up base words you do not know in a dictionary.

Examples

- do
un + do = **undo**
re + do = **redo**
- use
re + use = **reuse**
- able
un + able = **unable**
- pack
un + pack = **unpack**
re + pack = **repack**




© Houghton Mifflin Harcourt Publishing Company. All rights reserved.

Grade 2 | Vocabulary

Module 6 • Week 2

Point of View

The narrator is the person who tells a story. Readers see the story events through the narrator's point of view.



A story written in first-person point of view has a character in the story as the narrator. Look for a narrator who uses the words **I**, **me**, or **my**.

A story written in third-person point of view has an outside narrator. The narrator uses the words **he**, **she**, or **they**. An outside narrator can tell about all the characters.

© Houghton Mifflin Harcourt Publishing Company. All rights reserved.

© Houghton Mifflin Harcourt Publishing Company. All rights reserved.

Grammar 1.6.4b

Review Subject-Verb Agreement

Some **verbs** need an **-s** or an **-es** to go with a singular subject.

Add **-es** to verbs that end in **-s**, **-sh**, **-ch**, **-tch**, **-z**, or **-x**.

Pronoun <i>he, she, or it</i> Add -s or -es to Verb	Pronoun <i>I, you, we, or they</i> No Change to Verb
She sings loudly.	I sing loudly.
He fixes the bike.	You fix the bike.
She runs to class.	We run to class.
It buzzes around me.	They buzz around me.

Grade 2 | Grammar Minilessons

Sentences • Subject-Verb Agreement

Review Subject-Verb Agreement


Choose the verb that goes with the subject.

- He (mix/mixes) the pancake batter.
- The squirrel (twitch/twitches) its tail.
- It (look/looks) like it will rain.
- They (match/matches) clothes every day.
- We (wish/wishes) we could stay up late.
- Susan (teach/teaches) math class.

Text Features

Authors choose text features to help explain ideas or to help readers locate information.

Headings tell what part of a text is about. They can help you find information.



fact box
A **fact box** is a feature that tells special information about a topic.



© Houghton Mifflin Harcourt Publishing Company. All rights reserved.

Be sure to attach your work and bring back to class at the end of the week!

January Spelling Menu

Name: _____


Picture This!

Draw, or cut out, a large snowflake. In the empty spaces, write your spelling words as many times as you can. Then, color your picture.



Rainbow Words

Write each spelling word with a pencil. Then, use the colors below to trace the whole word.



Story Time

Write a story about what snowmen do at night using your spelling words. Be sure to include interesting details AND underline your spelling words in the story.



Add It Up!

Add the letters in each of your spelling words to find the total. Use the numbers below.

Consonants = 10
Vowels = 5

EXAMPLE: whale
whale = 10+10+5+10+5 = 40

Practice Test

Ask an adult at home to quiz you on your spelling words. If you misspell a word, write it correctly THREE more times.

Adult Signature

Let's Move!

BASKETBALL!

Write a spelling word on your paper. Then, dribble your invisible basketball for every letter in the word – shoot it and call out the word. Repeat for all of your spelling words!

Magic Words

Use a white crayon to write all of your spelling words – they will be invisible! Then, scribble over the top to magically reveal your hidden spelling words.



Define It!

Write your spelling words. Then, write your own definition for each one. Describe **WHAT IT IS** in your own words.

EXAMPLE:

Shark – A shark is an animal with large teeth that lives in the ocean.

Hidden Picture

Draw and color a large picture of a snowman. Remember to add great details and lots of color! Then, hide your spelling words somewhere inside the picture.



Name _____ Date _____



Correcting Grammar: Noun and Verb Agreement

A noun or pronoun can represent one thing, called a **singular noun**, or more than one thing, called a **plural noun**. The noun "cat" is singular, while "cats" is plural.

Verbs are also singular and plural. A **singular verb** goes with a singular noun, while a **plural verb** goes with a plural noun. The verb "chases" is singular, while "chase" is plural.



Example:

Singular: The cat chases a mouse.

Plural: The cats chase the mouse.



The following sentences have errors. Rewrite them so that the verb agrees with the subject.

1. The dogs howls at the moon. _____
2. She sing in the choir. _____
3. My young children is good students. _____
4. The flock of birds fly in the sky. _____
5. The mess need to be cleaned up. _____
6. John and Robert tosses the ball. _____

Circle the correct verb for the noun.

trees
grow
grows

fire
burn
burns

he
do
does

sun
shine
shines

they
sing
sings

cars
run
runs