



Mrs. Roldan's ELA HW 1/20-1/23



Name \_\_\_\_\_

**Homework directions:** Read for 20 minutes and fill your reading log daily. Practice sight words and spelling words. Complete attached worksheets and turn in this homework packet on Friday

**Reminders:** Students should always bring their Archimedean and purple folders in their backpacks. Please check your Archimedean folder every night for papers to either leave at home, or complete and return to school. Students should have their headphones in their bookbags everyday.

**Assessments- Goal! Reading Comprehension Quiz, Spelling & HFW Quiz 1/23**

|

**Important Dates-  
1/19 MLK Day- No school**



**1D & 1E**



# HMH Module 4:

Better Together

Week 1

Essential Question: Why is it important to do my best and get along with others?

## Reading Skills

**IDEAS and SUPPORT**

When authors write to persuade, they want readers to do or believe something.

**OPINION**  
What does the author think or feel?  
I think... I believe... I feel... is the best...

**REASONS**  
What reasons support the opinion? Look for facts, or things that can be proved.

**EXAMPLES**  
What examples or details tell more about the reasons?

**TOPIC AND CENTRAL IDEA**

**TOPIC**  
the person or thing the text is about

**CENTRAL IDEA**  
the most important idea or point about the topic

**SUPPORTING EVIDENCE**  
details, facts, or examples in the text that tell about the central idea

**EVALUATE**

What is most important?

1. Think about the author's words as you read.
2. Then evaluate, or decide, what is most important.

☆☆☆

**Point of View**

WHO tells the story?

The narrator is the person who tells a story. Readers see the story events through the narrator's point of view.

<b>THIRD-PERSON NARRATOR</b> A person who is <b>NOT</b> in the book is telling it. Look for the words <b>he, she, or they</b> .	<b>FIRST-PERSON NARRATOR</b> A person who is <b>in</b> the book is telling it. Look for the words <b>I, me, or my</b> .
--	--

### Phonics - Digraphs ch & sh Spelling Words:

- |          |          |
|----------|----------|
| 1. chin  | 7. shop  |
| 2. chop  | 8. wish  |
| 3. much  | 9. rush  |
| 4. chip  | 10. ship |
| 5. rich  | 11. girl |
| 6. chick | 12. boy  |

### Sight Words:

- |            |          |
|------------|----------|
| 1. be      | 6. today |
| 2. here    | 7. use   |
| 3. me      | 8. very  |
| 4. play    |          |
| 5. started |          |

### Weekly HMH Story:



### Vocabulary Words:

Drills, jog, pace, field, twist, bend, team, equipment, coach, rules, goal & fan.

Fluency

Intonation

Writing

Procedural Text

Grammar

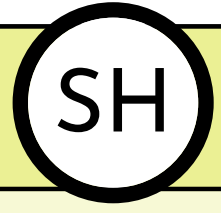
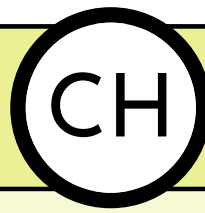
Singular  
and  
Plural Nouns  
Adding -s & -es  
and Irregular Nouns

Social Studies

The 5 Oceans

Name: \_\_\_\_\_ Date: \_\_\_\_\_

# DIGRAPHS




TWO SUCCESSIVE LETTERS THAT MAKE ONE SOUND.


Brainstorm words that  
have 'ch' in them:

Brainstorm words that  
have 'sh' in them:


Colour in the digraph that matches the picture:




ch  
sh



sh  
th



ch  
sh



ch  
th

Write a sentence using as many spelling words as you can. Underline each:

---

---

---

---

Name \_\_\_\_\_ Date \_\_\_\_\_

Cut out each box at the bottom of the page and paste it in the correct category.

Fact

Opinion

There are 4 seasons.

Soup is very yummy.

Water is a liquid.

Pigs do not make good  
pets.

Gym shoes are stinky!

Flowers grow in  
dirt.

My dog is the best  
dog in the world!

Rain comes from  
clouds.

It is fun to play  
games outside.

# Weekly Reading Log



\*Please ✓ one

	Book Title	Author	Read to Self	Read to Parent	Parent's Initials
Monday 20 Minutes	I chose to read:				
Tuesday 20 Minutes	I chose to read:				
Wednesday 20 Minutes	I chose to read:				
Thursday 20 Minutes	I chose to read:				

My favorite book this week was \_\_\_\_\_

I liked this book because \_\_\_\_\_

---

---

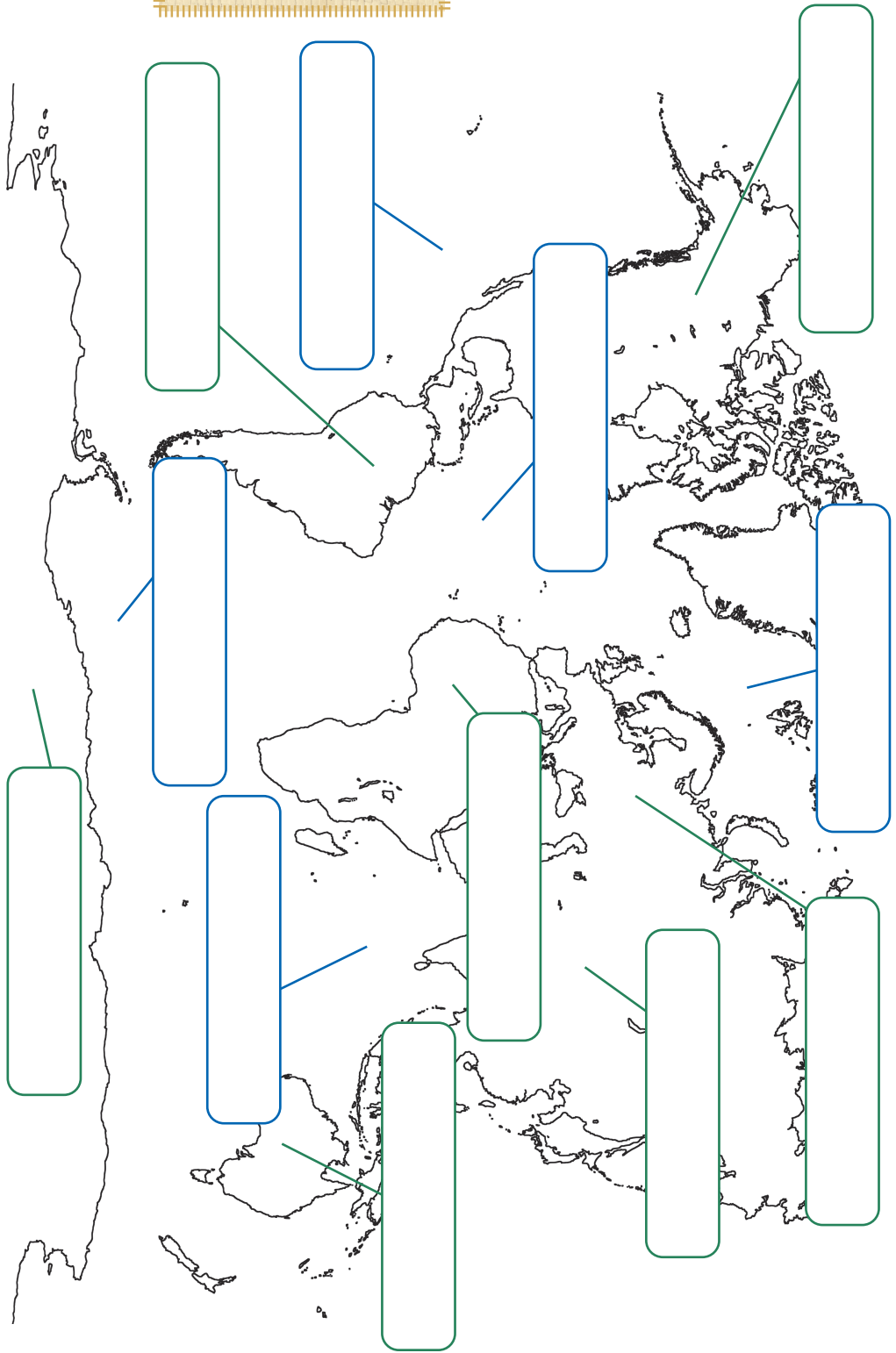
---



# Continents and Oceans of the World

Moana's ancestors sailed beyond the reef and journeyed across the seas in search of different islands. This map shows the world's continents and oceans. Use the word mat to help you label them.

**Top Tip:** Use a different color to shade each continent. This will help you identify them on the world map.





# Continents and Oceans Word Mat



## Continents

Asia  
Africa  
North America  
South America  
Antarctica  
Europe  
Australia



## Oceans

Pacific Ocean  
Arctic Ocean  
Indian Ocean  
Atlantic Ocean  
Southern Ocean