


Homework Tracker

ELA / 4th Grade

Week of: 1/19/26



Details

Due Date

Check

No School: Martin Luther King Jr. Day

Monday
1/19/26



Complete 25 Minutes of iReady

1/25/26

Tuesday
1/20/26

BrainPOP: Conquistadors

Complete 20 Minutes of iReady

1/25/26

Wednesday
1/21/26

IXL(U.3): Choose Reasons to
Support an Opinion

1/23/26

A B C D

Study for Module 4 Week 1

1/22/26

Thursday
1/22/26

Assessment tomorrow. Use anchor
charts that follow to prepare.



No Homework

Friday
1/23/26



TEXT FEATURES

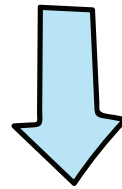
Kinds of Type
show emphasis
or indicate a title.

Boldface

italic

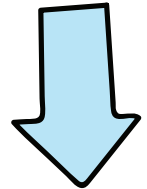
CAPITAL LETTERS

HEADINGS



name the
topic
of each
section
of text.

Subheadings

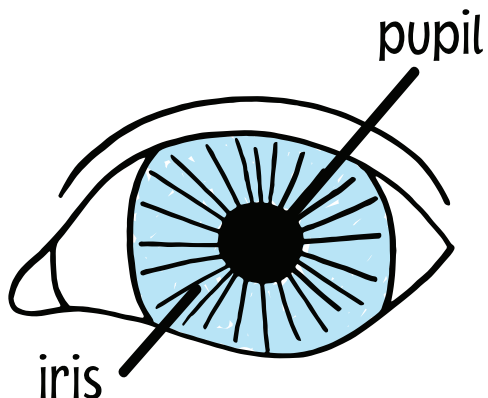


break
down the
topic into
subtopics.

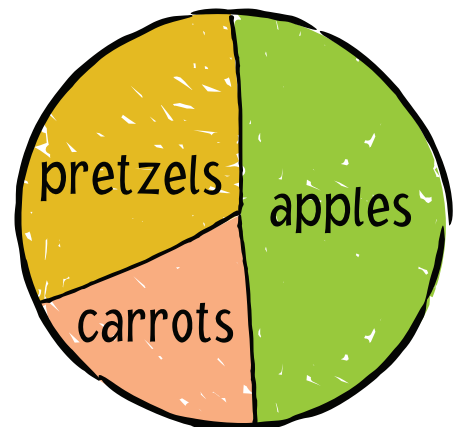
GRAPHIC FEATURES

Visuals such as diagrams, graphs, maps, charts, or illustrations help explain ideas in the text.

Diagrams are pictures
with labels.



Charts organize
information.



Point of View

Who is telling the story?

First-Person


narrator is part of the story.



A story told in **first-person point of view** has a character in the story as the narrator. Readers learn about other characters from what they say to the narrator.

Third-Person

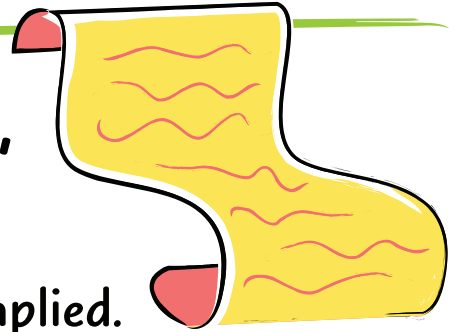
narrator is outside the story.




A story told in **third-person point of view** has an outside narrator. The narrator can tell readers what all of the characters are saying, doing, and thinking.

THEME

The **theme** is the main message, lesson, or moral of the text.



The theme can be stated in text. Fables and myths might tell the theme at the end.



The theme can be implied. Use text clues to figure it out.

- ♥ What happens to the characters?
- ♥ How do the characters react?
- ♥ What do the characters learn?
- ♥ How do the characters grow or change?

ASK: What is the author trying to teach me?



EXAMPLES

More can be achieved by working together.

It is best to tell the truth.

Don't give up.

Homographs and Homophones

A **homograph** is a word that has more than one meaning and/or pronunciation, such as the word *subject*.

A **homophone** is a word that is pronounced the same as another word, but has a different meaning or spelling, such as the words *no* and *know*.

Examples:

- 1 She took a bow at the end of her performance.
- 2 He used a bow and arrow to shoot the target.

- 3 I need a cup of flour to bake a cake.
- 4 My favorite flower is the daisy.

Prefixes *sub-* and *fore-*

A **prefix** is a word part added to the beginning of a base word that changes the meaning of the word.

The prefix *sub-* means “under,” “below,” or “beneath.”

The prefix *fore-* means “before.”

