



# READING

SECTIONS: KA-KE

NAME: \_\_\_\_\_

WEEK: 01/12- 01/16

## Reminders

- Please use the weekly learning discoveries as you read the short stories to help aid in exams at the end of the week.
- Homework is turned in every Friday inside the blue folder.
- Students need to know how to read the Sight Words on their own without help.
- Students need to know how to write the spelling words on their own.
- Please complete 45 minutes of I-ready lessons that is due every Friday morning.

## Weekly Assessment(s):

- Module / Unit Assessment (weekly skills)
- Sight Word Test (students read the sight word on their own aloud).

## TODO LIST

Monday:

- Complete Monday's Section WS
- Complete I-ready 15min (graded friday)
- Star Reading Test Prep 1

Tuesday:

- Complete Tuesday's Section WS
- Read Kids hop a Lot
- Complete I-ready 15 min (Graded friday)
- Star Reading Test Prep WS 2

Wednesday:

- Complete Wednesday's Section WS
- Complete I-ready (graded Thursday)
- Star Reading Test Prep WS 3
- Read Kids Hid

Thursday:

- Homework Due today 01/15

## WEEKLY LEARNING DISCOVERIES:

### Central Idea and Key Details

#### topic

what a text is about in one or two words

#### central idea

the most important idea in a text

#### key details

facts or examples that give information about the central idea

#### Keys



Keys open doors.

This key opens the front door.

This key opens the garage door.

This key opens a secret door!

### Sentences

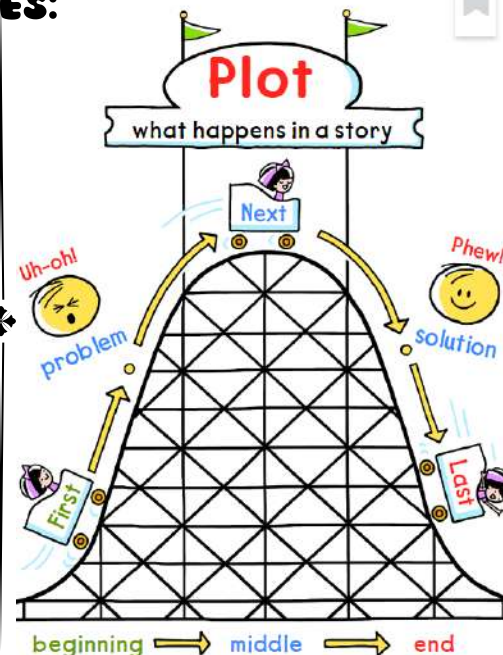
A sentence is a complete thought.



Start with an uppercase letter.

The dogs ran in the park.

End with an end mark.



**MODULE 4 - WEEK 3**


Essential Question:

How can I be my healthiest me?


Weekly Texts :

Reading Comprehension Skill:  
Retelling

WEEK  
3



Genre: Fairy Tale  
Lexile® Measure: AD510L  
Guided Reading Level: L



Genre: Informational Text  
Lexile® Measure: 190L  
Guided Reading Level: D

Reading Comprehension strategy:  
Identify Plot, Central Idea and Key Details

Spelling Words:  
hat, hid, lid, lot, hot

Phonics:  
Consonants: Ll and Hh

Writing:  
Research Writing

Grammar:  
Using Periods in sentences

Vocabulary:  
half, serving, variety

HFV & Sight Words:  
are, lot, not, was  
(these are the words they will be tested on)

# Kids Hop a Lot

by Ama Gibson



©Jixue Yang/Dreamstime

-Fold-

This book belongs to

\_\_\_\_\_

\_\_\_\_\_

\_\_\_\_\_

Kids hop. Kids hop a lot!



Kids hop on logs.  
Hop, kids!

©Dennis Van De Water/Dreamstime

Fold

**WORD  
WORK**



**Blend and Read**

Read these words.

What is the same?



**Hh**

hops him

**Ll**

logs lot



**Word Hunt**

Find these words in the story.

did good very on

©Jixue Yang/Dreamstime



©Herbert Spitchinger/Image Source/Media Bakery


Kids hop on kids!  
Hop, kids! Hop a lot.



©Florjan Van Lenoo/Photomews/Getty Images

Kids hop on dogs!

-Fold-



The kid hops a gap.  
See him hop?  
Very good, kid!

©Carl Neufelder/Moment/Getty Images

Fold




©David & Micha Sheldon/age fotostock

A kid hops on mom!  
Mom did not hop.

# Kids Hid

by Ama Gibson  
illustrated by Brian Fitzgerald



-Fold-

This book belongs to

\_\_\_\_\_

\_\_\_\_\_

\_\_\_\_\_

Fit kids ran laps.  
“Not bad, kids! Not bad.”

**WORD  
WORK**



**Speed Read**

Read these words.

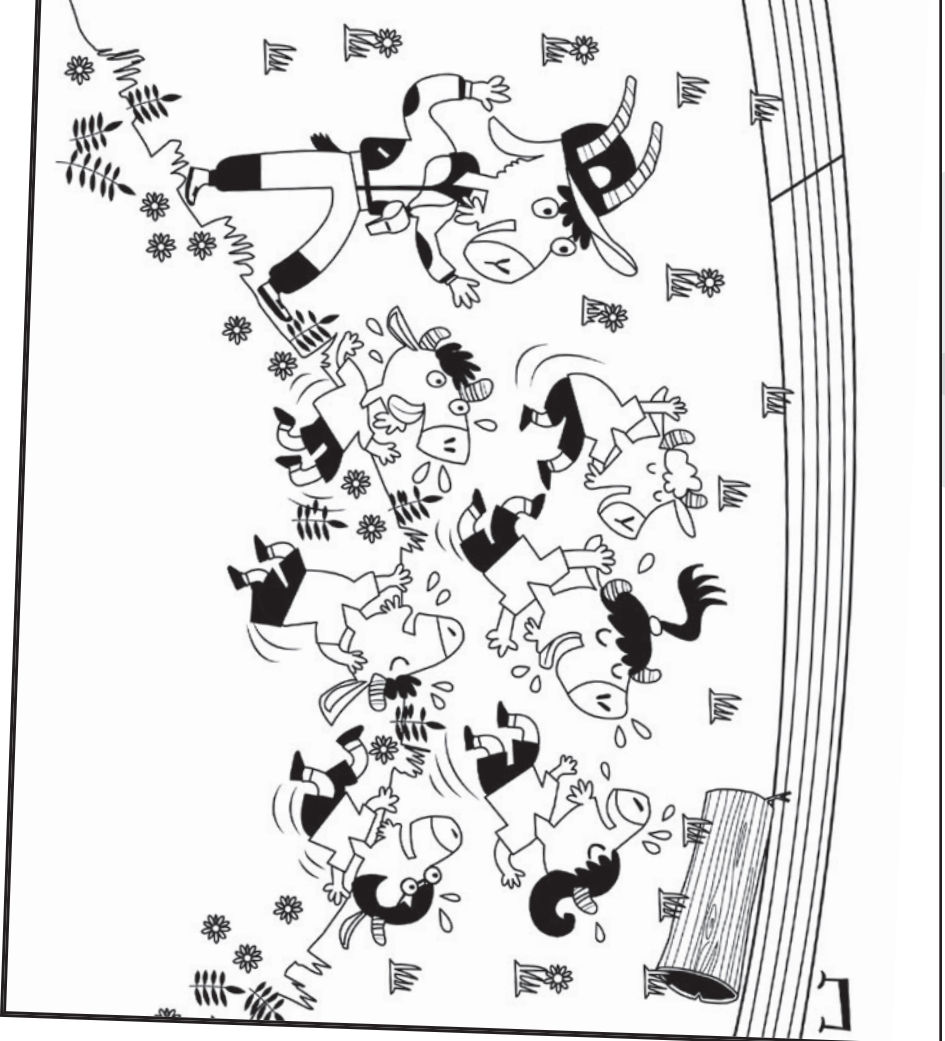
here not lot  
ran are was




**Picture Hunt**

Find these pictures in the story.

hat log Lin



“Hop, kids, hop! Hop a lot!  
Not bad, kids! Not bad.”



The kids hid in the log!  
“Here you are, kids!”



It was hot!  
The kids sat on a log and  
had a sip.

Fold



Lin was not hot.  
“Hop, kids! Hop! Hop! Hop!”



“Kids! Kids! Kids! Are you  
here, kids?”

Name:

Weekly Language Review - Q1:2

Week of:

### Monday

Read and Check.

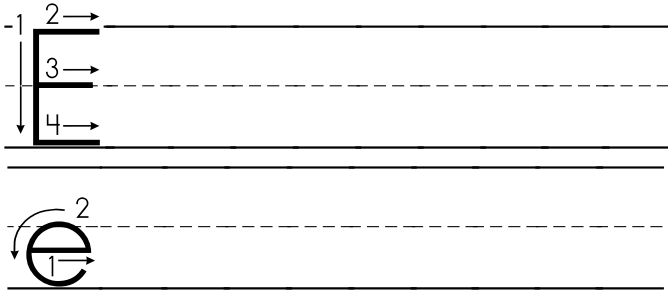
to

is

in

you

Trace and Write.



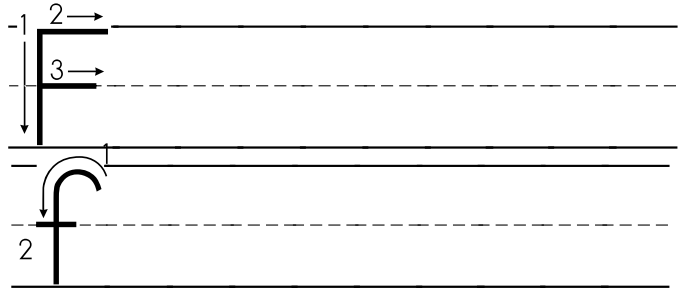
### Tuesday

Find and circle Monday's words.


in you of is and to a

to of the in is you be


Trace and Write.



Circle objects starting with E.



Circle objects starting with F.



Color capital E RED.  
Color lowercase e BLUE.

e c g E a B H e  
T E s e E F e u


Color capital F BLUE.  
Color lowercase f GREEN.

h f l F E B r f  
F N E h f T F

What rhymes with HAM?



What rhymes with CAN?



# Wednesday

Trace and Write.

to


in

Trace and Write.

G

g

Circle objects starting with G.



Color capital G RED.  
Color lowercase g BLUE.

C j G O g p q g  
G Q a g b G O

What rhymes with PIN?



# Thursday

Trace and Write.

is

you

Trace and Write.

H

h


Circle objects starting with H.



Color capital H YELLOW.  
Color lowercase h GREEN.

B b h H I d h k  
K a H T h b H

What rhymes with DOG?



Name: \_\_\_\_\_

Look at the boxes. Color in the box with the word that is different.

# STAR/MKAS

## Test Prep Practice

test rest test

bunch bunch lunch

head head read

grill grill gill

chop chip chip

step stop stop

flop flop flap

fight light fight

rip red red

bed bad bad

Name: \_\_\_\_\_

Look at the boxes. Color in the box with the word that is different.

# STAR/MKAS

## Test Prep Practice

measure   treasure   measure

straw   straw   stray

flake   fluke   fluke

flip   skip   flip

fly   fly   try

rid   rid   rug

dragon   wagon   dragon

tree   flee   flee

place   plane   plane

jumped   jumped   jumping

Name: \_\_\_\_\_

Look at the boxes. Color in the box that has just a word.

# STAR/MKAS

## Test Prep Practice

rang j w

m q me

y to g

k e the

was f r

o up l

v u we

d h go

x n must

c see z



# I READY *weekly* TRACKER

## JANUARY



Color a picture for each day you complete your I-ready minutes

	MONDAY	TUESDAY	WEDNESDAY	THURSDAY
Week 1				
Week 2				
Week 3				
Week 4				