

KINDERGARTEN

READING

SECTIONS: KA-KE

NAME: _____

WEEK: 01/05-01/09

Reminders

- Please use the weekly learning discoveries as you read the short stories to help aid in exams at the end of the week.
- Homework is turned in every Friday inside the blue folder.
- Students need to know how to read the Sight Words on their own without help.
- Students need to know how to write the spelling words on their own.
- Please complete 45 minutes of I-ready lessons that is due every Friday morning.

Weekly Assessment(s):

- Module Assessment (weekly skills)
- Weekly Reading Comprehension Test (based on weekly text)
- Spelling Test
- Sight Word Test (students read the sight word on their own aloud).

TODO LIST

Monday:

- Complete Monday's Section WS
- Complete I-ready 15min (graded friday)
- Reading Comprehension WS

Tuesday:

- Complete Tuesday's Section WS
- Read Pot of Pods
- Complete I-ready 15 min (Graded friday)
- Star Reading Test Prep WS 1

Wednesday:

- Complete Wednesday's Section WS
- Complete I-ready 15min (graded friday)
- Star Reading Test Prep WS 2

Thursday:

- Complete Thursday's Section WS
- Read Bob Tips a Pot
- Star Reading Test WS 3

WEEKLY LEARNING DISCOVERIES:

Central Idea and Key Details

topic
what a text is about in one or two words

central idea
the most important idea in a text

key details
facts or examples that give information about the central idea

Keys



This key opens the front door.
This key opens the garage door.
This key opens a secret door!

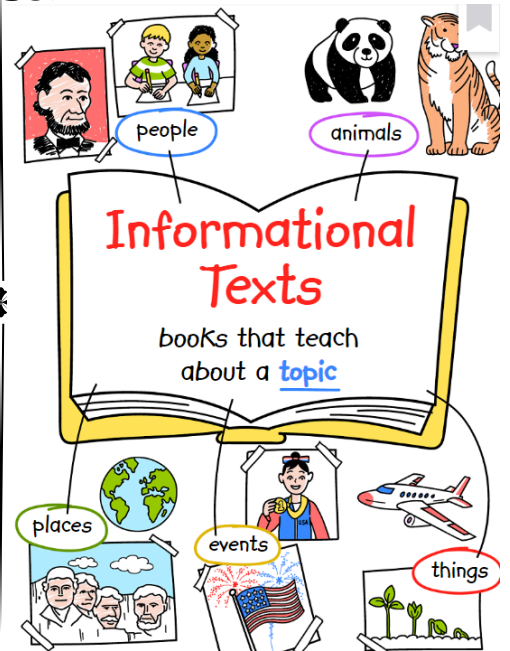
Make Connections

When you read, make connections to . . .

- something that happened to you
- ideas in other texts
- something in the world

Informational Texts

books that teach about a **topic**




MODULE 4 - WEEK 2

Essential Question:

How can I be my healthiest me?

Weekly Texts :



Genre: Informational Text
Lexile® Measure: 540L
Guided Reading Level: K



Genre: Fiction
Lexile® Measure: AD340L
Guided Reading Level: H

Reading Comprehension Skill:
Ask and Answer Questions

Reading Comprehension strategy:
Identify Topic, Central Idea, and Key Details

Spelling Words:
got, on, pot, Bob, top

Phonics:
Short vowel 'o'

Writing:
Research Writing

Grammar:
Using Capitalization in sentences

Vocabulary:
take care, muscles, healthy

HFV & Sight Words:
got, here, of, on

Name:

Weekly Language Review - Q1:1

Week of:

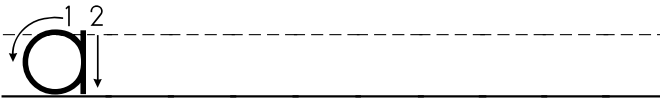
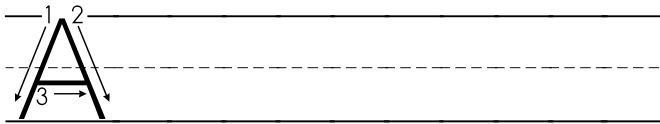
Monday

Read and Check.

the and

of a

Trace and Write.



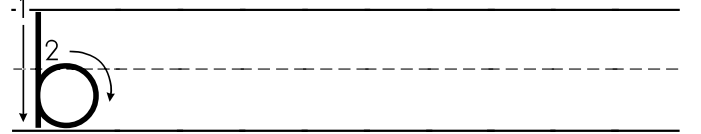
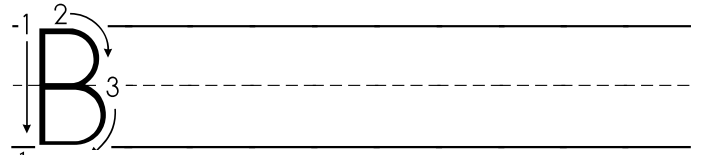
Tuesday

Find and circle Monday's words.

the you of and is a me

of the by and if be a

Trace and Write.



Circle objects starting with A.



Circle objects starting with B.




Color capital A RED.
Color lowercase a BLUE.

A a c b a a Y
A e A u g H w


Color capital B BLUE.
Color lowercase b GREEN.

H B d c b B E
e b h B D a b

What rhymes with CAT?



What rhymes with SAD?



Wednesday

Trace and Write.

the

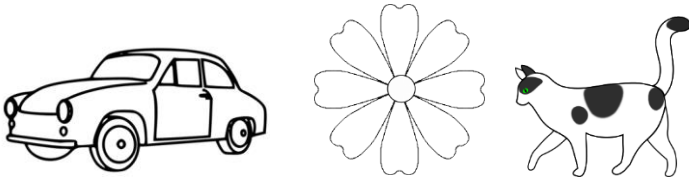
of

Trace and Write.

C

c

Circle objects starting with C.




Color capital C RED.

Color lowercase c BLUE.

G a c C O b c
C p c Q C a u

What rhymes with CAP?



Thursday

Trace and Write.

and


a

Trace and Write.

D

d

Circle objects starting with D.




Color capital D YELLOW.

Color lowercase d GREEN.

B d D b R D d
d g p D G U b

What rhymes with TAG?





Birds of the Night

It is an owl.

The owl has big eyes.

The owl is a bird.

Owls come out at night.

The owl can fly.

The owl flies very still.

We can not hear the owl.

The owl looks for food.

The owl can eat bugs.

The owl can eat mice.

The owl has sharp claws.

The owl can grab food.

Circle the correct answer.

1. What is the story about?

- A. A cat
- B. A dog
- C. An owl

2. What does the owl have?

- A. Big ears
- B. Big eyes
- C. Big feet

3. When do owls come out?

- A. In the day
- B. At night
- C. In the morning


4. What can an owl do?

- A. Swim
- B. Dig
- C. Fly

5. What does the owl use to grab food?

- A. Wings
- B. Claws
- C. Tail

This book belongs to



"Put the pot here, Tom,
on top of the bin."

"Got it, Mom!"



"Bob! Bob! Not in here, Bob!"

WORD WORK



Speed Read

Read these words.

in it put
here got on



Picture Hunt

Find these pictures in the story.

mop pot pods



“Mom! Mom! Bob can mop!”

6



Bob got on top of the bin.
Bob taps the pot. It tips!

3



"Can you mop it, Tom?
Bob is a tot."
"Got it, Mom."

4



Bob ran to Tom.

5

Pot of Pods

by Bryan Langdo



© Carne Garcia Houghton Mifflin Harcourt

Fold

This book belongs to

Tip bags in pots.

1



Dig in pots.

©Carrie Garcia/Houghton Mifflin Harcourt

Fold

**WORD
WORK**



Blend and Read

Read these words.

What is the same?



pots pop
top pods



Word Hunt

Find these words in the story.

big in it

©Carrie Garcia/Houghton Mifflin Harcourt



©Carrie Garcia/Houghton Mifflin Harcourt, ©Aybaba/Shutterstock

It got big!
See the pods?

Fold



©Carrie Garcia/Houghton Mifflin Harcourt

Pop it in.



Pat the top a bit.
Got it?

©Carrie Garcia/Houghton Mifflin Harcourt

Fold



Tip the can on it.


©Carrie Garcia/Houghton Mifflin Harcourt


Name: _____

Cut out the the letter pieces. Look at the letter sequence. Glue the letters next to the corresponding letter sequence.


STAR/MKAS


Test Prep Practice


h _ j	
-------	-----------------------------------------------------------------------------------

q r _	
-------	-------------------------------------------------------------------------------------


b c _	
-------	-----------------------------------------------------------------------------------

_ v w	
-------	-------------------------------------------------------------------------------------

_ f g	
-------	------------------------------------------------------------------------------------

m _ o	
-------	--------------------------------------------------------------------------------------

i j _	
-------	-------------------------------------------------------------------------------------

_ t u	
-------	---------------------------------------------------------------------------------------

STAR/MKAS Test Prep Practice Pages by Mrs. K's Klubhouse


s	k	d	e
u	n	s	i


Name: _____

Cut out the the letter pieces. Look at the letter sequence. Glue the letters next to the corresponding letter sequence.


STAR/MKAS


Test Prep Practice


p _ r	
-------	-----------------------------------------------------------------------------------

j k _	
-------	-------------------------------------------------------------------------------------


g h _	
-------	-----------------------------------------------------------------------------------

_ b c	
-------	-------------------------------------------------------------------------------------

_ o p	
-------	------------------------------------------------------------------------------------

s _ u	
-------	--------------------------------------------------------------------------------------

c d _	
-------	-------------------------------------------------------------------------------------

_ y z	
-------	---------------------------------------------------------------------------------------

STAR/MKAS Test Prep Practice Pages by Mrs. K's Klubhouse

l	e	x	a
i	t	q	n

Name: _____

STAR/MKAS

Test Prep Practice

Look at the letter sequence. Color in the box that shows the missing letter.

c d _

f b e

_ H I

G J K

m _ o

n p u

U V _

Y W X

_ j k

g i h

C _ E

D B F

_ b c

a d o

X Y _

W T Z

r s _

q u t

P Q _

R S O