



Mrs. Roldan's ELA HW 1/5-1/9

Name \_\_\_\_\_



# WELCOME BACK TO SCHOOL !!!!



**Homework directions:** Read for 20 minutes and fill your reading log daily. Practice sight words and spelling words. Complete attached worksheets and turn in this homework packet on Friday

**Reminders:** Students should always bring their Archimedean and purple folders in their backpacks. Please check your Archimedean folder every night for papers to either leave at home, or complete and return to school. Students should have their headphones in their bookbags everyday.

**Assessments-** 1/8- Blue Bird and Coyote Comprehension Quiz & Grammar Quiz, 1/9 Spelling & HFW Quiz



**1D & 1E**



# HMH Module 3:

## Amazing Animals

### Week 2

Essential Question: How do animals' bodies help them?

#### Reading Skills

### Create Mental Images

When you create mental images, you make pictures in your mind to help you remember what you read.

Words from the Text

- soccer game
- sunny
- ball

### Point of View

WHO tells the story?

The narrator is the person who tells a story. Readers see the story events through the narrator's point of view.

THIRD-PERSON NARRATOR	FIRST-PERSON NARRATOR
A person who is <b>NOT</b> in the book is telling it. Look for the words <b>he, she, or they</b> .	A person who is in the book is telling it. Look for the words <b>I, me, or my</b> .

### Text Organization

Description

Informational texts have a structure, or type of organization, that fits the topic and the author's purpose.

**Description** is one kind of structure or organization. Authors choose description to tell details about **what something is like**.

Examples

#### Phonics:

Double final consonants

Spelling Words:

- |          |           |
|----------|-----------|
| 1. will  | 7. wet    |
| 2. egg   | 8. yet    |
| 3. grass | 9. leg    |
| 4. tell  | 10. web   |
| 5. miss  | 11. game  |
| 6. well  | 12. these |

#### Sight Words:

- |         |         |
|---------|---------|
| 1. all  | 5. her  |
| 2. down | 6. now  |
| 3. four | 7. saw  |
| 4. from | 8. went |

#### Weekly HMH Story:



#### Vocabulary Words:

pupils, sharp, experts, swivel, sheds, lenses, dull, thank, once, stroll, shingle, shriek

Fluency

Expression

Writing

Research Essay

Grammar

Statements

Social Studies

Map Skills

# Weekly Reading Log



\*Please ✓ one

	Book Title	Author	Read to Self	Read to Parent	Parent's Initials
Monday 20 Minutes	I chose to read:				
Tuesday 20 Minutes	I chose to read:				
Wednesday 20 Minutes	I chose to read:				
Thursday 20 Minutes	I chose to read:				

My favorite book this week was \_\_\_\_\_

I liked this book because \_\_\_\_\_

---

---

---

Name \_\_\_\_\_ -ll or -ss #2

Directions: Read each sentence. Use a yellow crayon or highlighter to highlight the words that have *-ll and -ss*. Write the words.

1. We play in the grass on the hill.
2. Don't spill and make a mess!
3. Guess how tall I am now!
4. Where do they sell a good drill?

words with -ll

words with -ss

\_\_\_\_\_

-----

\_\_\_\_\_

-----

\_\_\_\_\_

-----

\_\_\_\_\_

-----

\_\_\_\_\_

-----

\_\_\_\_\_

\_\_\_\_\_

-----

\_\_\_\_\_

-----

\_\_\_\_\_

-----

\_\_\_\_\_

-----

\_\_\_\_\_









-----

\_\_\_\_\_

# Map Skills: Find the Animals!

Name: \_\_\_\_\_ Date: \_\_\_\_\_

## Animal Map

	A	B	C	D
1				
2				
3				
4				

### Circle the correct answer.


- Where is the lion? A1 B1 C1 D1
- Where is the penguin? A2 B2 C2 D2
- What animal is at C3? Turtle Monkey Fish Giraffe
- What animal is at B4? Zebra Fish Lion Penguin
- Which animal is north of the monkey?
- Which animal is east of the penguin?
- Which animal is south of the lion?

### Draw & Think

Draw a dog 🐕 in box A4.

### Challenge

The elephant is at \_\_\_\_\_. The zebra is at \_\_\_\_\_.



Name \_\_\_\_\_

## Statement Writing

Write 7 complete statements. Use one of this week's spelling words in each statement.

Make sure your statements begin with a capital letter and end with a period. Use your best handwriting.

Handwriting practice lines consisting of seven rows. Each row has a solid top line, a dashed middle line, and a solid bottom line.