

**Ms. Ramos**

Week of 1/5 – 1/9

## ELA Homework



Name: \_\_\_\_\_

### Homework Directions:

- Read for 20 minutes and fill in your reading log every day.
- Practice reading and writing the weekly Spelling Words and Sight Words
- i-Ready for HW this week (45 mins). - Login is taped inside your child's purple folder - instructions were emailed.
- Complete the attached worksheets and turn in this homework packet on Friday.

### Reminders:

- Students need c-type headphones daily, please make sure they have them in their bookbags (you can order from the AA bookstore).
- Students should always have their Archimedean and Purple folders in their backpacks.
- Please check your Archimedean folder every night for papers to either leave at home or complete and return to school.

### Assessments:

**1/7:** The Nest - Quiz

**1/8:** Grammar Test- Subject & Predicate

**1/9:** Comprehension Test, Spelling Test, & Sight Word Test

### Important Dates:



# HMH Module 3:

## Amazing Animals

### Week 1

Essential Question: How do animals' bodies help them?

Words in **bold text** are **darker** than other words. It means they are **important!**



**Text Features**

Authors choose text and graphic features to help explain ideas or to help readers locate information.

Italic text is *leaning to the right*. It means *pay attention or read with more feeling!*

**Bigger** text is usually more important than **smaller** text.

Labels name parts of a picture.



## Reading Skills

**Ask and Answer Questions**

**When?**

- Before reading
- During reading
- After reading


**Why?**

- To get information
- To help you understand the text
- To practice being "awake" and thinking while reading
- To be curious and wonder as you read

**How?**

Use question words to **ASK**: who what where why when how

Look around in the text and pictures for evidence, or details, to help you **ANSWER**.



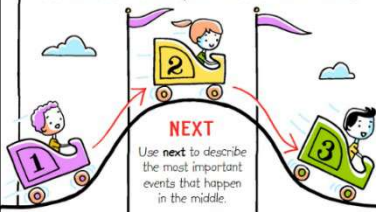
**Story Structure**

Events are the things that happen in a story. They are told in sequence, or in order. Use details to identify and describe the events.

**FIRST**  
Use **first** to describe the most important events that happen at the beginning.

**NEXT**  
Use **next** to describe the most important events that happen in the middle.

**LAST**  
Use **last** to describe the most important events that happen at the end.




## Phonics - Short e and u Spelling Words:

- |        |           |
|--------|-----------|
| 1. yet | 7. nut    |
| 2. web | 8. tub    |
| 3. pen | 9. mud    |
| 4. wet | 10. bug   |
| 5. leg | 11. messy |
| 6. hen | 12. went  |

## Sight Words:

- |          |          |
|----------|----------|
| 1. day   | 5. look  |
| 2. every | 6. made  |
| 3. fly   | 7. they  |
| 4. have  | 8. write |

## Weekly HMH Story:



## Vocabulary Words:

Camouflage, characteristics, mammal, empty, exclaimed, soon, surprise, twigs, warm

## Fluency

Reading Rate

## Writing

Research Essay

## Grammar

Sentence Parts:  
Subject and  
Predicate

## Social Studies

Map Skills

# Weekly Reading Log

January 5-8



\*Please use one

	Book Title	Author	Read to Self	Read to Parent	Parent's Initials
Monday 20 Minutes	I chose to read:				
Tuesday 20 Minutes	I chose to read:				
Wednesday 20 Minutes	I chose to read:				
Thursday 20 Minutes	I chose to read:				

My favorite book this week was \_\_\_\_\_.

I liked this book because \_\_\_\_\_.

# The Nest

By Carole Roberts

Name: \_\_\_\_\_

Read *The Nest* on HMH. Use the boxes to write and draw what happens first, next, then, and last.

First,

Next,

Then,

Last,

# Subject and Predicate Sort

A sentence has a **naming** part, it is called the **subject**. It tells who or what the sentence is about. A sentence also has an **action** part, it is called the **predicate**. It tells what the subject is or does.



Sort and glue the **naming** part and the **action** part of each sentence into the correct column.



ran to school.

hides under rocks.

John

The spotted dog

are at the movies.

filled the bathtub.

My little sister

The stars

The bubbles

The girls

sleeps on a rug.

likes to play soccer.

is three years old.

look like tiny dots.

The green snake

Sally and Mike



Name \_\_\_\_\_

# Word Sort


## Subject and Predicate Sort




Rewrite the sentence correctly. Then circle the subject (the naming part) and underline the predicate (the action part).



1. \_\_\_\_\_
2. \_\_\_\_\_
3. \_\_\_\_\_
4. \_\_\_\_\_
5. \_\_\_\_\_
6. \_\_\_\_\_
7. \_\_\_\_\_
8. \_\_\_\_\_



Starts with a capital letter.



Use spaces between your words.



Use a period to end the sentence.

On the back of this sheet, write three sentences using a different naming and action part.

