

Kindergarten

Week: 12/15 - 12/19



Name: _____

Section: _____

Reminders

- Homework is turned in on **Thursday** inside the blue folder.
- Read everyday for 15 minutes- Complete Reading Log
- Complete i-Ready homework 45 minutes required weekly (10-15 minutes per day).

Happy Holidays!

Weekly Assessment(s):

- Reading Comprehension Test (Thursday)
- Spelling Test (N/A)
- Sight Words Test (N/A)

TODO LIST

Monday:

- Write the Spelling Words by choosing **one choice**, from the Spelling Choice Board.
- Read "Big Bag" (It can be used in reading log.)
- Identify Beginning Sounds Worksheet

Tuesday:

- Write the Spelling Words & Sight Words by choosing **two choice**, from the Spelling Choice Board.
- Read and Spell: "big & his" Worksheets
- Consonants g and k Worksheet

Wednesday:

- Write the Spelling Words & Sight Words by choosing **two choice**, from the Spelling Choice Board.
- Read "Kip" (It can be used in reading log.)
- Nouns - The Big Ideas Worksheet

Weekly Learning Discoveries:

ABCDEFGHIJKLMN

the word "I"

I like to eat bananas.



names of people, animals, and places



Uppercase Letters

Which words start with an uppercase letter?

the first word in a sentence

The dog is brown.



days of the week and months of the year



Today is Wednesday, September 9.

OPQRSTUVWXYZ

Retell a Story

Use your own words to tell the characters, setting, and main events.



Central Idea and Key Details

topic

what a text is about in one or two words

central idea

the most important idea in a text

key details

facts or examples that give information about the central idea

Keys

Keys open doors.



This key opens the front door.

This key opens the garage door.

This key opens a secret door!

Module 4 - week 1

Essential Question:

How can I be my healthiest me?

weekly texts:



Genre: Informational Text
Lexile® Measure: 570L
Guided Reading Level: J



Genre: Informational Text
Lexile® Measure: AD490L
Guided Reading Level: I

Reading comprehension skill:
Main Idea and Key Details

Reading comprehension strategy:
Ask and Answer Questions

spelling words:
gas, got, kit, kid, ask

PHONICS:
Letters Gg and Kk

sight words:
big, good, his, very

GRAMMAR:
Common Nouns vs. Proper Nouns

vocabulary:
stretch, active, weight

writing:
Informational writing

Hello, Family!

Over the next month, our class will learn what we can do to be healthy. We will read about eating the right foods, staying fit, and getting enough sleep. We'll also find out that we can eat a rainbow (and it's delicious)!

As we read about good health habits, we will research to find out about different ways to exercise and the reasons why we need sleep. As a class, we will collaborate to write a "Happy, Healthy Blog" so that we can teach others all we have learned.

Bring It Home

Here are some ideas for practicing the skills we are learning at school.

<p>EXPRESSING NEEDS AND WANTS</p>	<p>BIG IDEA WORDS</p>																
<p>Show your child how to politely tell others what he or she needs or wants. Encourage your child to make eye contact and use this language:</p> <ul style="list-style-type: none"> • <i>Excuse me. May I go to ____?</i> • <i>Could you please pass me the ____?</i> • <i>Thank you. You're welcome.</i> 	<p>Reinforce these important topic words when you are reading or talking with your child:</p> <p>energy exercise healthy</p>																
<p>WORD PLAY</p>	<p>WORDS TO KNOW</p>																
<p>Play with sounds, letters, and words to help develop skills that are important for reading:</p> <ul style="list-style-type: none"> • Say three-letter words, such as <i>pan</i>, <i>fit</i>, and <i>hop</i>. Ask your child to tell you the beginning, middle, and end sounds for each word. • Help your child think of sentences with mostly words that start with the same letter sound. For example: <i>Sara sang a silly song.</i> 	<p>Practice reading and spelling these words that children will see a lot in books they read:</p> <table border="0"> <tbody> <tr> <td>are</td> <td>be</td> <td>big</td> <td>do</td> </tr> <tr> <td>good</td> <td>got</td> <td>had</td> <td>here</td> </tr> <tr> <td>his</td> <td>lot</td> <td>not</td> <td>of</td> </tr> <tr> <td>on</td> <td>ten</td> <td>very</td> <td>was</td> </tr> </tbody> </table>	are	be	big	do	good	got	had	here	his	lot	not	of	on	ten	very	was
are	be	big	do														
good	got	had	here														
his	lot	not	of														
on	ten	very	was														
<p>LET'S READ TOGETHER</p>	<p>RESEARCH WRITING</p>																
<p>Make a special time and place to read with your child every day. Point out how to use the different features in nonfiction books:</p> <ul style="list-style-type: none"> • Have your child pick a topic from the table of contents. Then find it in the book together. • Read diagram labels and photo captions. • Look up unfamiliar words in the glossary. • Show children how to use the index to find information in the book. 	<p>Support your child to find facts and answer questions about a favorite topic:</p> <ul style="list-style-type: none"> • Take your child to the local library to check out books about the topic. • Show your child how to go online to answer questions about the topic and learn more. • Seek out family members, friends, or people in the community who are experts, and encourage your child to ask questions. 																

READING LOG

Your child's reading homework each night is to read a book together with you for at least 15-20 minutes. Talk to your child about the books as you read them together. Remember that the only way to become a better reader is to practice reading. Please fill out the following page each night and return it on Fridays with the rest of your child's homework

	Title of Book	Minutes
Monday		
Tuesday		
Wednesday		

Parent Signature: _____

Firma del Padre: _____

D e c e m b e r

Spelling Choice Board

Picture Perfect

Draw a holiday picture and hide your words in it.



Get Physical

Spell your words while hopping from one foot to another. Say one letter each time you hop.

Parent Initials: _____

Date: _____

Terrific Trees

Draw some trees and write your words on them.



Connect Four

Write your words in groups of four so they are connected:

T H A T M U S T
H N
F I N D M A D E
N E
K I N D A R E

Magnet Master

Spell your words with magnetic letters.

Parent Initials: _____

Date: _____

Winter Wonder

Write a winter story using all of your spelling words. Underline the words.

Rainbow Words

Write words

3-times



each in the

shape of a rainbow!

fourth fourth fourth
where where where
might might might

Word Finder

Write each word and then write 2 more words that can be made from those letters:
match- mat hat


Missing Vowels

Write your words with a blank line for the vowels. Then go back and try to fill in the vowels with another color:

s _ m _ t h _ n g


Handy Dandy

Write your words once with your normal hand & once with your opposite hand.



Big Bag

by Bryan Langdo
illustrated by Kristin Sorra



-Fold-

This book belongs to

Kim has cans. "Tin cans, Nan!"
"Very good, Kim. Fit the tin
cans in."

**WORD
WORK**



Speed Read

Read these words.

good big sits
and very ran



Picture Hunt

Find these pictures in the story.

rip bag kids



“Kim, the tin cans fit in bags.”


2

2

7



Nan and Kim fit the bags
in the cab.
Nan sits. Kim sits.
“You did it, Nan!”




Kim has a big bag.
His big bag sags.
“Nan! Nan!”

-Fold-



His big bag rips.
“Nani! Nani! My bag!”

Fold



“Kimi! Kimi! A cab!”
Nan ran to the cab.

Name _____

Identify Beginning Sounds

The beginning sound is the first sound you hear in a word.




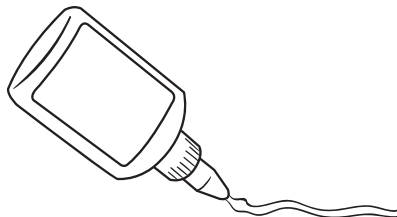


Name each picture.

 Color words that start like  in green.

goat

 Color words that start like  in blue.








book



Name _____

Read and Spell








Read and spell these words to be a better reader.

 Read it. big	 Trace it. big	 Write it. <hr/> <hr style="border-top: 1px dashed;"/> <hr/>
 Read it. good	 Trace it. good	 Write it. <hr/> <hr style="border-top: 1px dashed;"/> <hr/>
 Color them. big good		
<input type="radio"/> Circle them. big am put good good man with big the big good me		

Name _____

Read and Spell

Read and spell these words to be a better reader.

 Read it. his	 Trace it. his	 Write it. <hr/> <hr style="border-top: 1px dashed;"/> <hr/>
 Read it. very	 Trace it. very	 Write it. <hr/> <hr style="border-top: 1px dashed;"/> <hr/>
 Color them. his very		
<input type="radio"/> Circle them. very am his very his very see by go big good his		

Name _____

Consonants g and k



Goat

starts with the letter g.



Kite

starts with the letter k.



Read the words.

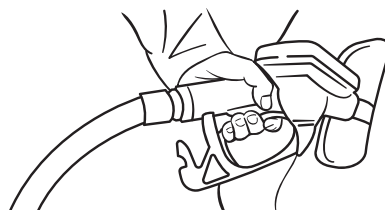


Draw a line between the word and picture.


1. bag



2. dig



3. gas




4. kid



5. pig





Kip

by Bryan Langdo
illustrated by Kristin Sorra




-Fold-

This book belongs to

Nan rips a bag and tips it in.

Kip nags Nan.

“No, Kip! Sit!”



“Dig in, Kim!”
 Kim has a bit.
 “Very good, Nan!”

**WORD
 WORK**



Blend and Read

Read these words.

What is the same?

Gg

bag nags

dig

Kk

kip

Kim



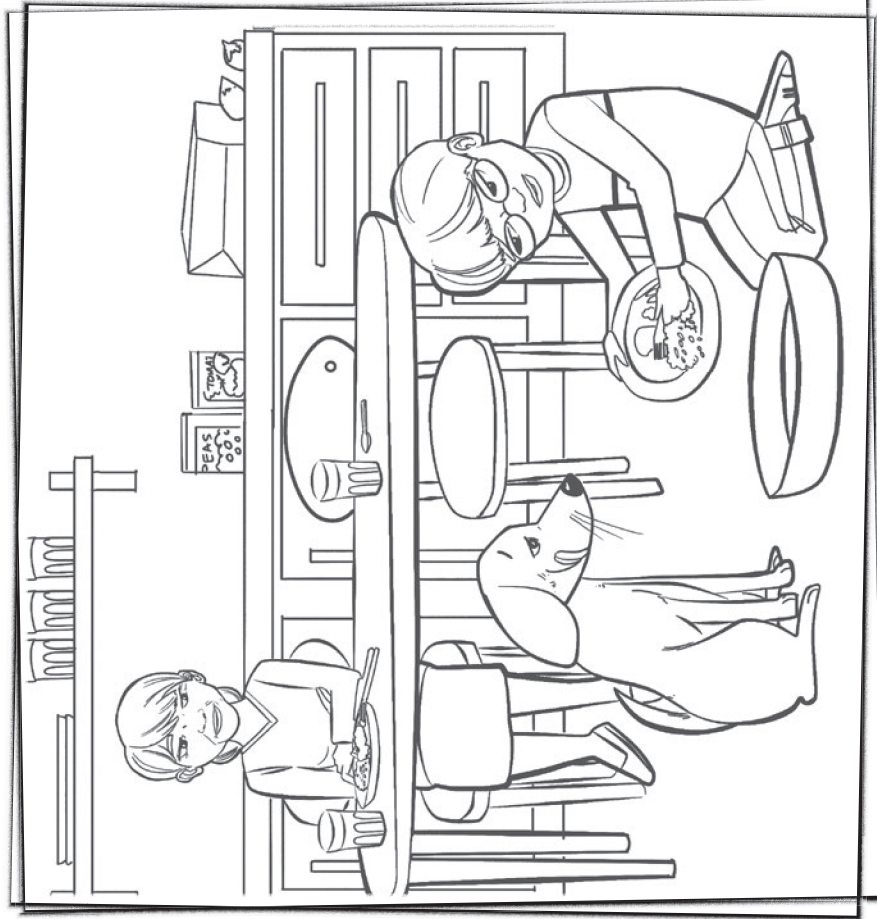
Word Hunt

Find these words in the story.

has

no

and



Kim tips a bit in his pan.
"Dig in, Kip!"



Kip nags Kim.
"Sit, Kip!"

-Fold-




Nan has a bit.

Kip nips at it.

“No, Kip! Sit!”

4

Fold




“Kip!”

5

Name _____

The Big Ideas

Start a **noun** that is the name of a person, place, or thing with an **uppercase letter**.

 Color the circle in each group that has a noun that is a name for a person or place.

 Write the names using uppercase letters.

1.

damien

boy

2.

girl

maria

3.

ms. wang

mother

4.

state

texas
