



Kindergarten

Week: 12/08 - 12/12



Name: _____

Section: _____

Reminders

- Homework is turned in every Friday inside the blue folder.
- Read everyday for 15 minutes- Complete Reading Log
- Complete i-Ready homework 45 minutes required weekly (10-15 minutes per day).
- Students need to know how to write the spelling words on their own.
- Students need to know how to read the Sight Words.

TODO LIST

Monday:

- Write the Spelling Words by choosing **one choice**, from the Spelling Choice Board.
- Read "Nat and Mac" (It can be used in reading log.)
- Short Vowel "a & i" Word Sort Worksheet

Tuesday:

- Write the Spelling Words & Sight Words by choosing **one choice**, from the Spelling Choice Board.
- Read and Spell: "me & sits" Worksheets

Wednesday:

- Read and Spell: "did & with" Worksheets
- Read "Fit It!" (It can be used in reading log.)
- Sort Nouns and Verbs Worksheet

Thursday:

- Read "Max and Rat" and complete the Reading Comprehension Worksheets (It can be used in reading log.)

Weekly Assessment(s):

- Reading Comprehension Test (Thursday)
- Spelling Test (Friday)
- Sight Words Test (Friday)

Weekly Learning Discoveries:

Make and Check Predictions

A prediction is a best guess about what will happen next.



Use picture or text clues to make predictions.



As you read, check to see if you are right.

Characters

the people, animals, or creatures in a story



Setting

where and when a story takes place



Character Clues

Use picture and text clues to notice how characters

act

speak



think

feel



Module 3 - week 4

essential question:

What makes a community?

weekly texts:



Genre: Realistic Fiction
Lexile® Measure: AD570L
Guided Reading Level: M



Genre: Poetry
Lexile® Measure: NP
Guided Reading Level: E

Reading comprehension skill:
Describing Characters

Reading comprehension strategy:
Make and Check Predictions

spelling words:

fans, pins, cats, sips, bags

PHONICS:

Short Vowels: a & i
Inflection -S /s/ and -s /z/

sight words:

me, sits, with, did, in

GRAMMAR:

Plural Nouns

vocabulary:

brave, expect, ordinary

writing:

Informational writing

READING LOG

Your child's reading homework each night is to read a book together with you for at least 15-20 minutes. Talk to your child about the books as you read them together. Remember that the only way to become a better reader is to practice reading. Please fill out the following page each night and return it on Fridays with the rest of your child's homework

	Title of Book	Minutes
Monday		
Tuesday		
Wednesday		
Thursday		

Parent Signature: _____

Firma del Padre: _____

D e c e m b e r

Spelling Choice Board

Picture Perfect

Draw a holiday picture and hide your words in it.



Get Physical

Spell your words while hopping from one foot to another. Say one letter each time you hop.

Parent Initials: _____

Date: _____

Terrific Trees



Draw some trees and write your words on them.

Connect Four

Write your words in groups of four so they are connected:

T H A T M U S T
H N
F I N D M A D E
N E
K I N D A R E

Weird Words

Use your weirdest handwriting to write your words with

FUNNY, GOOFY, crazy, or other

WEIRD letters.

Word Finder

Write each word and then write 2 more words that can be made from those letters:

match- mat hat

Missing Vowels

Write your words with a blank line for the vowels. Then go back and try to fill in the vowels with another color:

s _ m _ t h _ n g

Magnet Master

Spell your words with magnetic letters.

Parent Initials: _____

Date: _____

Rewind

Write your words forwards and then write them backwards:
spelling - gnilleps

Winter Wonder

Write a winter story using all of your spelling words. Underline the words.

Rainbow Words

Write words

3-times




each in the


shape of a rainbow!

fourth where fourth
where where where
might might might

Handy Dandy

Write your words once with your normal hand & once with your opposite hand.





-Fold-

This book belongs to

“Mac! Mac, can you see me?”

**WORD
WORK**



Speed Read

Read these words.


see you can
it did in



Picture Hunt

Find pictures of these actions in the story.

pats rips fits tips



“Nat, sit with me.”

2

2

7




“Mac, you did it!”



Nat sits with Mac.
Mac rips it.
Mac dips it in.

Fold



Mac pats it.
Mac fits it in a pan.



Mac tips it in.


Fold

Name: _____


Date: _____

Short Vowel Word Sort

short a



Short i



hat

pin

lip

cap

dip

cat

bat


tin

wig

man

kit







tap



Name _____

Read and Spell

Read and spell this word to be a better reader.

 Read it. <p style="text-align: center; font-size: 2em;">me</p>	 Trace it. <p style="text-align: center; font-size: 2em;">me</p>												
 Color it. <p style="text-align: center; font-size: 3em;">me</p>													
 Write it. <hr/> <hr style="border-top: 1px dashed;"/> <hr/>	 Spell it. <div style="border: 1px solid black; width: 100%; height: 100%; display: flex; justify-content: space-around;"> <div style="border: 1px solid black; width: 40%; height: 40%;"></div> <div style="border: 1px solid black; width: 40%; height: 40%;"></div> </div>												
 Circle it. <table style="width: 100%; text-align: center;"> <tr> <td style="width: 25%;">me</td> <td style="width: 25%;">with</td> <td style="width: 25%;">me</td> <td style="width: 25%;">with</td> </tr> <tr> <td>sits</td> <td>me</td> <td>sits</td> <td>me</td> </tr> <tr> <td>me</td> <td>sits</td> <td>with</td> <td>me</td> </tr> </table>		me	with	me	with	sits	me	sits	me	me	sits	with	me
me	with	me	with										
sits	me	sits	me										
me	sits	with	me										

Name _____

Read and Spell

Read and spell this word to be a better reader.

 Read it.

sits

 Trace it.

sits

 Color it.

sits

 Write it.

 Spell it.

--	--	--	--

 Circle it.

sits

with

sits

with

sits

me

sits

sits

me

sits


with

me

Name _____



Color the word.



Trace and write the word.

did

Handwriting practice lines consisting of four sets of three horizontal lines (top, dashed middle, bottom) for tracing and writing the word 'did'.

Glue the word.

Three empty rectangular boxes for gluing cut-out letters.

Circle the word.

Did you see the snow?

Where did you go?

He did a flip.



Name _____

Read and Spell

Read and spell this word to be a better reader.

 Read it.

with

 Trace it.

with

 Color it.

with

 Write it.

 Spell it.

 Circle it.

with

with

me

with

sits

me

with

sits

with

sits

me

with

Fit It!

by Jo Wakaba



©Andersen Ross/contica/Getty Images

Fit it!
She fits it in.

-Fold-

This book belongs to



©Steve Vidler/Alamy Stock Photo, ©cherezoff/Shutterstock

Dab it!
 It sits in a pan.
 She dabs it a bit.

Fold

**WORD
 WORK**



Blend and Read

Read these words. What is the same?



-S

tips fits pins
 sits dabs dips



Word Hunt

Find these words in the story.

has it he she

©Andersen Ross/iconica/Getty Images



Tip it!
He tips it in bins.

© Jorge Silva/Reuters



Fit it!
She fits the tabs in.

© Kostas Tsironis/Bloomberg/Getty Images, © Ryan McVay/PhotoDisc/Getty Images

-Fold-



Dip it!
She has pans with dips.

©Media Bakery

Fold



Fit it!
She fits tin cans in.

©Steve Debenport/E+/Getty Images

Name _____

Sort Nouns and Verbs

A **noun** is a word for a person, place, or thing.



A **verb** is an action word.

 Read the words.

dips	caps	rips	mats
pats	tins	taps	bins

 Write each verb under **sits**.

 Write each noun under **cats**.

<p>sits</p> 	<p>cats</p> 
_____	_____
-----	-----
_____	_____
-----	-----
_____	_____
-----	-----
_____	_____
-----	-----
_____	_____
-----	-----
_____	_____
-----	-----
_____	_____
-----	-----
_____	_____
-----	-----

Name: _____

Max and Rat



Before Reading: Circle the words with the short a sound.

During Reading: Read together.

Max the cat had a rat.

The rat was for Dad.

Max ran to Dad.

Tap tap tap! A rat!

“Aaaa! Max has a rat!”

Max sat as Dad ran.

After Reading: Answer the questions about the story.

1. What is Max?

Max is a _____

2. What does Max bring dad?

Max brings Dad a _____

Name: _____

Max and Rat



Before Reading: Underline the words with the short a sound.

During Reading: Take turns reading with a partner.

Max the cat had a rat.

The rat was for Dad.

Max ran to Dad.

Tap tap tap! A rat!

“Aaaa! Max has a rat!”

Max sat as Dad ran.

After Reading: What happened when Max brought Dad the rat?

When Max brought Dad

the rat,