

3A-3D

NAME: _____

SECTION: _____

ELA NEWSLETTER

DECEMBER 8-12 2025

Homework:

Monday

No HW: Math FAST PM 2 TOMORROW!
Get a good night's rest! 😊

Tuesday

No HW: Math FAST PM 2

Wednesday

1. Read "U.S. Constitution". Label the text/graphic features and answer the questions. This is a ELA and **Social Studies Homework Grade**
2. Read "The Wonders of Water" and find the main idea and 3 supporting details.

Thursday

1. Read "Father of His Country". Label the text/graphic features and answer the questions. **This is a ELA and Social Studies Homework Grade**
2. Read "Preventing Cavities" and find the main idea and 3 supporting details.

**Complete 45 minutes of I-ready
by Sunday at 11:59 PM.**

**Grammar Slides & Comprehension slides
posted in Archie resources**

Reminders

Bring novels daily:

3A: *The BFG*

3D: *Charlie and the Chocolate
Factory*

Bring headphones and iPads fully
charged daily:

Important Dates:

Tuesday, December 9
MATH FAST PM 2

Spelling Quiz:
3 Letter Blends

Monday, December 15

Grammar Quiz:
Past, Present, Future Tense
Monday, December 15

Reading Comprehension Test:
**Central Idea, Author's Purpose,
Text Structure, Summarize**
Friday, December 12

Complete the attached worksheets
and turn in **entire** packet on Friday.

SPELLING WORDS

Spelling
Word Cards
3.1

Name _____

Spelling Word Cards: Three-Letter Blends

splash

strange

scratch

squeeze

squeak

squeal

screen

split

splat

sprain

sprint

strip

strap

scrap

straddle

splurge

scrawl

squirrel

Weekly Reading Skills

Comparison/Contrast



Author's Purpose: The Comparison/Contrast text structure helps authors describe how things are alike and different.

Transition Words: *but, both, however, and*

Cause/Effect



Author's Purpose: The Cause/Effect text structure helps authors explain what happened and why it happened.

Transition Words: *because, so, in order to, as a result*

TEXT STRUCTURE

Authors choose text structures that best fit their purposes for writing a text.

Sequence



Author's Purpose: The Sequence text structure helps authors explain events in order.

Transition Words: *before, first, next, then, last, after*

Problem/Solution



Author's Purpose: The Problem/Solution text structure helps authors explain how a problem is solved.

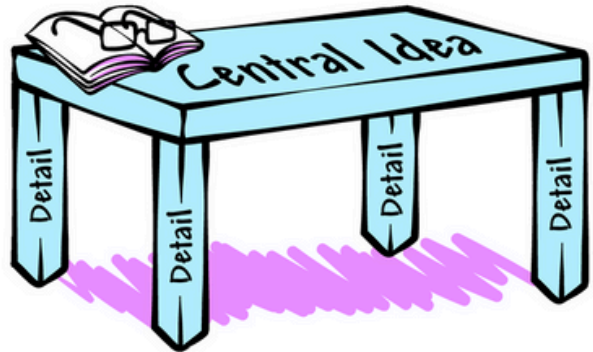
Transition Words: *problem, solution, difficulty, the answer is*

Central Idea

The **Central Idea** is what the text is mostly about.

Look for **text clues.**

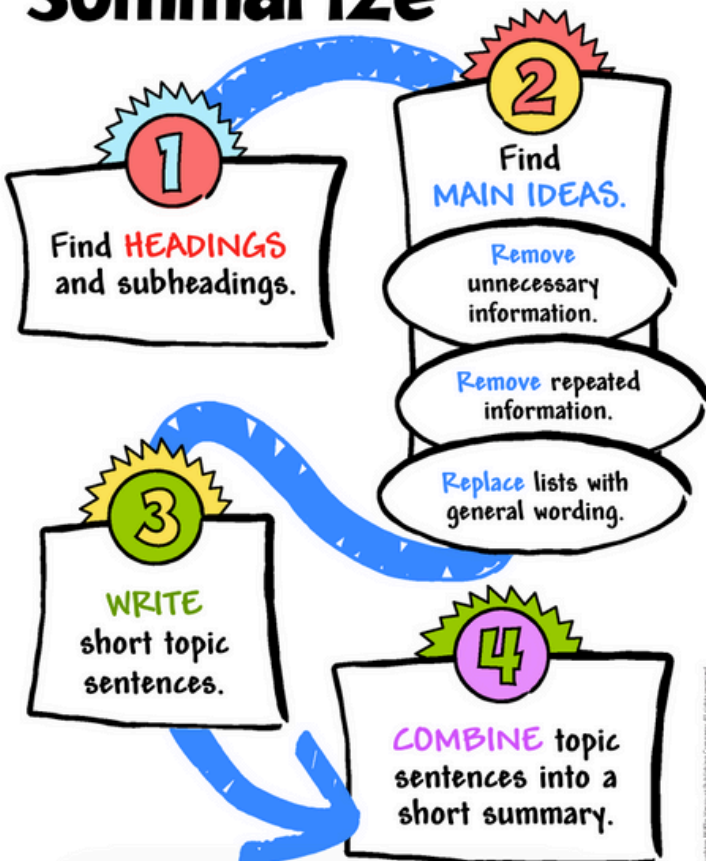
- Headings
- Visuals
- First or Last Sentence
- Repeated Words



Evaluate **details** to determine **key ideas** that support the central idea.

- Examples
- Facts
- Evidence
- Description

Summarize



Author's Purpose

An author's purpose is his or her reason for writing a text. Knowing the purpose helps you recognize the author's message.

If the author's purpose is to . . .

Persuade



then the author wants readers to think or act in a certain way.

Inform



then the author wants to share information about a topic.

Entertain



then the author wants readers to enjoy a story.

How can you figure out the author's purpose?

FIRST...

think about the genre.

THEN...

ask questions about what you read and find answers.

Review Verb Tenses

Verbs in the **present tense** tell that the action in the sentence is happening now. Use an *-s* ending for singular subjects and no *-s* ending for a plural subject. Verbs in the **past tense** tell about action in the sentence that has already happened. Many verbs add *-ed* to show past tense. Verbs that tell about an action that is going to happen are in the **future tense**. You use the helping verb *will*.

Janet **dances** today. (*dance is present tense, Janet is singular, add -s*)

The girls **dance** today. (*dance is present tense, girls is plural, do not add -s*)

Yesterday, she also **danced**. (*danced is past tense, add -ed*)

Janet **will dance** tomorrow. (*will dance is future tense, add the helping verb will*)

Connect to Writing: Using Present, Past, and Future Tense

Using incorrect verb tenses in your writing can confuse the reader. Use the correct verb tense to show when actions happen. Remember to use the correct verb endings or the word *will* before the verb.

Present Tense	Past Tense	Future Tense
I talk.	I talked.	I will talk.
She talks.	She talked.	She will talk.
They talk.	They talked.	They will talk.

Vocabulary

Multiple-Meaning Words

Multiple-meaning words are words that are spelled the same but have more than one meaning. One meaning may be for one part of speech, such as a noun, and another meaning may be a verb, an adjective, or an adverb.

When you see a multiple-meaning word in a sentence, you can often figure out the correct meaning from the context, or the words and sentences around the word. You can check a dictionary or thesaurus to see all the meanings of a multiple-meaning word and decide which one makes sense.

Examples:

kind

meaning 1: good to others; considerate (adjective)

meaning 2: a class or group of individuals (noun)

can

meaning 1: is able to (verb)

meaning 2: a type of container (noun)

© Houghton Mifflin Harcourt Publishing Company. All rights reserved.

Generative Vocabulary 3.4a

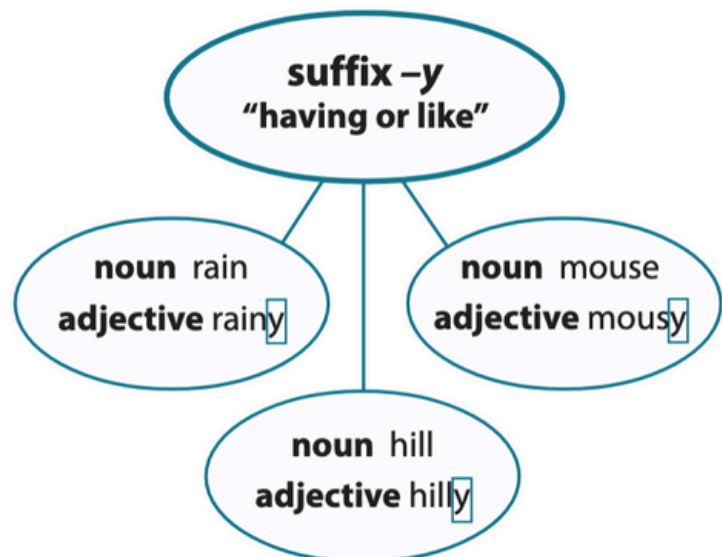
Suffixes **-y**, **-less**; Prefix **dis-**

A **suffix** is a syllable added to the end of a base word that changes its meaning. A **prefix** is a word part added to the beginning of a base word that changes its meaning.

The suffix **-y** means “having or like” something. It changes a base word into an adjective.

The suffix **-less** means “without.” It changes a base word into an adjective.

The prefix **dis-** means “apart or



© Houghton Mifflin Harcourt Publishing Company. All rights reserved.



George Washington

Name: _____

Directions: Label the text features, and answer the questions below.

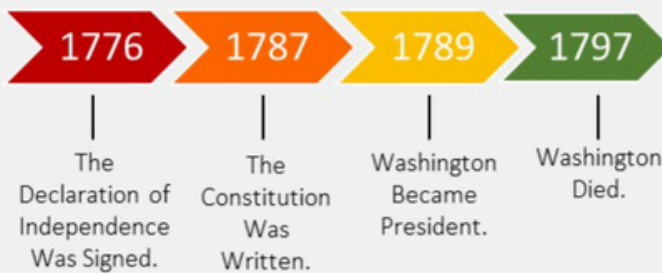
The U.S. Constitution

The Constitution is the highest law in the United States of America. It was written in 1787, and it still guides our nation today. The Constitution is a set of rules and laws for our government. It created **Congress**, the **Supreme Court**, and the position of the **President**. A group of 55 men wrote the Constitution in Philadelphia, Pennsylvania. They are known as **the Framers**. The Framers added an amendment process. An **amendment** to the Constitution can add to it or make a change. George Washington was a **Framer**, and he went on to become the first President of the United States of America.



Before the Constitution was created, the Declaration of Independence was signed on July 4, 1776. This told England (Great Britain) that we (the United States) were starting our own country and breaking away from their rule.

The first 10 Amendments of the Constitution are known as the **Bill of Rights**. They are your rights as a citizen, and the government cannot take them away from you.



1. Why is the amendment process important?

2. When did George Washington die? Which text feature did you use to find out?



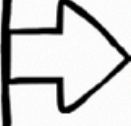
THE WONDERS OF Water

Water plays an important part in our lives and in our environment. It covers nearly three-quarters of the Earth's surface. It is fun to play in, but it is also needed for life. In fact, we can not survive without water to drink. People also need water to wash, cook, and grow food. Every living thing needs water. Without it, plants and trees would not grow, aquatic life would have no where to live, and animals who find their food in the water would have nothing to eat. Up in Earth's atmosphere, water vapor cools and collects into clouds. When enough clusters of cloud particles stick together, they tumble back down to Earth as rain, snow, hail, or sleet. Without water, the water cycle would not work, and we would not have precipitation on Earth. Did you know that most of the world's population does not have access to clean water? We are very lucky to live in a country where clean water is available for us to drink. It is up to us to be responsible users of the water we have on Earth.

Name _____ Date _____ **Wednesday**

Directions: Highlight or lightly color the **main idea** with yellow. Highlight or underline the **supporting details** with blue or green. Then, fill out the graphic organizer below.

Main Idea



Supporting Detail 1



Supporting Detail 2



Supporting Detail 3

Name: _____

Directions: Label the text features, **Thursday** and answer the questions below.



George Washington

Father of His Country

George Washington was commander in chief of the Continental Army during the American Revolutionary War (1775-83) and served two terms as the first U.S. president, from 1789 to 1797. He was the son of a prosperous planter, Washington was raised in colonial Virginia. As a young man, he worked as a surveyor then fought in the French and Indian War (1754-63).


During the American Revolution, he led the colonial forces to victory over the British and became a national hero. In 1787, he was elected president of the convention that wrote the U.S. Constitution. George Washington became America's first president two years later. He knew that future presidents would model their presidency after his, so he worked hard to do an honorable job. Less than three years after leaving office, he died at his Virginia plantation, Mount Vernon, at age 67.

George Washington Timeline

1732	1754	1775	1781	1787	1789	1793	1794	1797	1799
Washington is born in Westmoreland County, Va.	Washington begins his military career in the French and Indian War.	Washington leads the Continental Army into the American Revolution.	Great Britain surrenders.	Washington heads the Constitutional Convention.	Washington becomes the first U.S. president.	Washington issues the Proclamation of Neutrality.	Federal troops suppress the Whiskey Rebellion.	Washington retires to Mount Vernon.	Washington dies at Mount Vernon.

1. When did George Washington become the 1st U.S. president?

2. In which year did George Washington retire?



PREVENTING Cavities

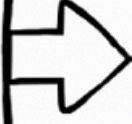
There are many ways you can protect your teeth from cavities. When cavities form they give bacteria a place to hide while forming a clear coating on your teeth called, plaque. A build up of plaque can burn holes in your teeth, so it is important to prevent the plaque from forming. Using fluoride toothpaste is a good way to prevent cavities. Fluoride is a chemical that hardens your tooth enamel and makes it harder for acids to burn through your teeth. Some water bottling companies add fluoride to their water, so drinking water with fluoride in it will also help. Another way you could prevent cavities is to avoid sugary foods, and chew sugar-free gum. Bacteria loves sugar, and when you eat lots of sugar they eat, too! There are many ways to prevent cavities, but the best way is to brush for two minutes, at least two times a day, using fluoride toothpaste and a toothbrush. By doing this, you are making sure that you still have your teeth when you are older. It will also give you something to smile about!

Thursday

Name _____ Date _____

Directions: Highlight or lightly color the **main idea** with yellow. Highlight or underline the **supporting details** with blue or green. Then, fill out the graphic organizer below.

Main Idea



Supporting Detail 1



Supporting Detail 2



Supporting Detail 3