



**Mrs. Roldan's ELA HW 12/8-12/12**

**Name \_\_\_\_\_**

**Homework directions:** Read for 20 minutes and fill your reading log daily. Practice sight words and spelling words. Complete attached worksheets and turn in this homework packet on Friday

**Reminders:** Students should always bring their Archimedean and purple folders in their backpacks. Please check your Archimedean folder every night for papers to either leave at home, or complete and return to school. Students should have their headphones in their bookbags everyday.

**Assessments- The Nest Quiz/ Subject/Predicate Grammar Quiz 12/10 HFW/ Spelling Test 12/11**

**Important Dates December 22-Jan 2  
Winter Break**



1D and  
1E



# HMH Module 3:

## Amazing Animals

### Week 1

Essential Question: How do animals' bodies help them?

Words in **bold text** are **darker** than other words. It means they are **important!**



**Text Features**

Authors choose text and graphic features to help explain ideas or to help readers locate information.

Italic text is leaning to the right. It means pay attention or read with more feeling!

**Bigger** text is usually more important than **smaller** text.

Labels name parts of a picture.



### Reading Skills

**Ask and Answer Questions**

**When?**

- Before reading
- During reading
- After reading


**Why?**

- To get information
- To help you understand the text
- To practice being "awake" and thinking while reading
- To be curious and wonder as you read

**How?**

Use question words to **ASK**: who what where why when how

Look around in the text and pictures for evidence, or details, to help you **ANSWER**.



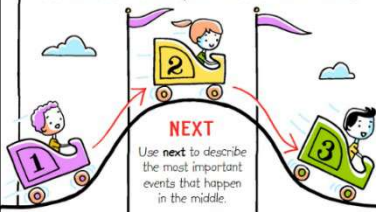
**Story Structure**

Events are the things that happen in a story. They are told in sequence, or in order. Use details to identify and describe the events.

**FIRST**  
Use **first** to describe the most important events that happen at the beginning.

**NEXT**  
Use **next** to describe the most important events that happen in the middle.

**LAST**  
Use **last** to describe the most important events that happen at the end.




### Phonics - Short e and u Spelling Words:

- |        |           |
|--------|-----------|
| 1. yet | 7. nut    |
| 2. web | 8. tub    |
| 3. pen | 9. mud    |
| 4. wet | 10. bug   |
| 5. leg | 11. messy |
| 6. hen | 12. went  |

### Sight Words:

- |          |          |
|----------|----------|
| 1. day   | 5. look  |
| 2. every | 6. made  |
| 3. fly   | 7. they  |
| 4. have  | 8. write |

### Weekly HMH Story:



### Vocabulary Words:

Camouflage, characteristics, mammal, empty, exclaimed, soon, surprise, twigs, warm

### Fluency

Reading Rate

### Writing

Research Essay

### Grammar

Sentence Parts:  
Subject and  
Predicate

### Social Studies

Map Skills

# Weekly Reading Log

November 6 - 8



\*Please ✓ one

	Book Title	Author	Read to Self	Read to Parent	Parent's Initials
Monday 20 Minutes	HMH Weekly story: The Nest <small>* Assigned in the HMH app on the iPad</small>	Nina de Polonia			
Tuesday 20 Minutes	HMH Weekly story: The Nest <small>* Assigned in the HMH app on the iPad</small>	Nina de Polonia			
Wednesday 20 Minutes	I chose to read:				

In the story *The Nest*, what important things happen after the bird lays the eggs? \_\_\_\_\_

\_\_\_\_\_

\_\_\_\_\_

\_\_\_\_\_

Name .....



# In the Garden

Read the text 3 times and color a star after each reading.

Mark enjoys helping his grandma in the garden. One morning, they planted some sunflower seeds. Mark carefully watered the seeds using a hose. His grandma told him the sun would help them grow. Mark smiled and hoped to see big flowers soon. He couldn't wait to show them to his friends.

Answer each of the following questions and underline the evidence in the text.

**1. Who does Mark help in the garden?** 

- a. his mom    b. his grandma    c. his sister

**2. What did Mark plant in the garden one morning?** 

- a. pumpkin seeds    b. apple seeds    c. sunflower seeds

**3. How did Mark water the seeds?** 

- a. gently    b. slowly    c. carefully

**4. What did Mark use to water the seeds?** 

- a. a watering can    b. a hose    c. a cup

**5. Who does Mark want to show the flowers to?** 

- a. his friends    b. his teacher    c. his brother

# Subject and predicate

Grade 1 Writing Worksheet

Draw lines to create sentences.

**Subject:** Tells who or what the sentence is about.

**Predicate:** Tells what the subject is or does.

## Subject

## Predicate

The big family

is playing a game together.

The baseball player

escaped from his cage!

The white hamster

is dancing on the stage.

The tall ballerina

hit a homerun!

Write the new sentences.

1.

\_\_\_\_\_

-----

\_\_\_\_\_

-----

\_\_\_\_\_

# Subject and predicate

---

## Grade 1 Writing Worksheet

Write the new sentences.

2.

Handwriting practice lines for sentence 2, consisting of a solid top line, a dashed middle line, and a solid bottom line.

3.

Handwriting practice lines for sentence 3, consisting of a solid top line, a dashed middle line, and a solid bottom line.

4.

Handwriting practice lines for sentence 4, consisting of a solid top line, a dashed middle line, and a solid bottom line.

# Write a description

Grade 1 Writing Worksheet

Write 2 to 3 complete sentences about the picture.



Four sets of primary writing lines, each consisting of a solid top line, a dashed middle line, and a solid bottom line, provided for the student to write their description.

# Christmas Compass Directions

Follow the instructions below using the compass. Which item do you arrive at?

		bells 			presents 	
lights 		reindeer 		yule log 		
	snowflakes 		elves 			sledding 
tree 				Santa 		
	hot cocoa 				stocking 	
sleigh bells 		sleigh 				hat 
poinsettia 		fireplace 	<b>Start</b>		snowman 	

- From the start, go north four squares. Where are you now? \_\_\_\_\_
- Go northeast one square. Where are you now? \_\_\_\_\_
- Go south two squares. Where are you now? \_\_\_\_\_
- Go west four squares. Where are you now? \_\_\_\_\_
- Go southeast two squares. Where are you now? \_\_\_\_\_
- Start at the hot cocoa. How do you get to the sleigh bells? \_\_\_\_\_
- Direct someone from the sleigh bells to the yule log. \_\_\_\_\_
- Write directions from somewhere on the map to another place. \_\_\_\_\_

