

Mrs. Roldan's ELA HW 12/1-12/5

Name _____

Homework directions: Read for 20 minutes and fill your reading log daily. Practice sight words and spelling words. Complete attached worksheets and turn in this homework packet on Friday

Reminders: Students should always bring their Archimedean and purple folders in their backpacks. Please check your Archimedean folder every night for papers to either leave at home, or complete and return to school. Students should have their headphones in their bookbags everyday.

**Assessments- HFW/
Spelling test 12/4**

**Important Dates
December 22-Jan 2
Winter Break**

1D and
1E

HMH Module 3:

Amazing Animals

Week 1

Essential Question: How do animals' bodies help them?

Words in **bold text** are **darker** than other words. It means they are **important!**



Text Features

Authors choose text and graphic features to help explain ideas or to help readers locate information.

Italic text is leaning to the right. It means pay attention or read with more feeling!

Bigger text is usually more important than **smaller** text.

Labels name parts of a picture.



Reading Skills

Ask and Answer Questions

When?

- Before reading
- During reading
- After reading


Why?

- To get information
- To help you understand the text
- To practice being "awake" and thinking while reading
- To be curious and wonder as you read

How?

Use question words to **ASK**: who what where why when how

Look around in the text and pictures for evidence, or details, to help you **ANSWER**.



Story Structure

Events are the things that happen in a story. They are told in sequence, or in order. Use details to identify and describe the events.

FIRST

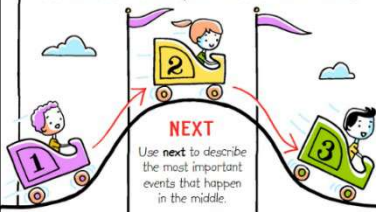
Use **first** to describe the most important events that happen at the beginning.

NEXT

Use **next** to describe the most important events that happen in the middle.

LAST

Use **last** to describe the most important events that happen at the end.




Phonics - Short e and u Spelling Words:

- | | |
|--------|-----------|
| 1. yet | 7. nut |
| 2. web | 8. tub |
| 3. pen | 9. mud |
| 4. wet | 10. bug |
| 5. leg | 11. messy |
| 6. hen | 12. went |

Sight Words:

- | | |
|----------|----------|
| 1. day | 5. look |
| 2. every | 6. made |
| 3. fly | 7. they |
| 4. have | 8. write |

Weekly HMH Story:



Vocabulary Words:

Camouflage, characteristics, mammal, empty, exclaimed, soon, surprise, twigs, warm

Fluency

Reading Rate

Writing

Research Essay

Grammar

Sentence Parts:
Subject and
Predicate

Social Studies

Map Skills

Anna's Art

Anna was an artist. She used all kinds of colors to make amazing art.

One day, Anna painted an apple, an alligator, and an airplane. Her art was truly amazing.



Name: _____ Date: _____



Anna's Art

Read the story. Answer each question in a complete sentence.

1. What was Anna's hobby?


2. What did Anna paint one day?

3. How would you describe Anna's art?

4. Circle all the words in the story that begin with the letter "A" or "a."
Write four words below.

1.	2.
3.	4.

Name: _____



Stretching out Sentences

Choose 8 spelling words and write a sentence with each one.

nut

mud

wet

bug

leg

messy

hen

went

1.

2.

3.

4.

5.


6.

7.

8.

9.

10.



Name: _____

Stretching out Sentences

Choose four spelling words and write a sentence with each one.

yet

web

pen

tub

1.

2.

3.

4.