

Ms. Ramos

Week of 12/1 – 12/5

ELA Homework



Name: _____

Homework Directions:

- Read for 20 minutes and fill in your reading log every day.
- Practice reading and writing the weekly Spelling Words and Sight Words
- i-Ready for HW this week (45 mins). - Login is taped inside your child's purple folder - instructions were emailed.
- Complete the attached worksheets and turn in this homework packet on Friday.

Reminders:

- Students need c-type headphones daily, please make sure they have them in their bookbags (you can order from the AA bookstore).
- Students should always have their Archimedean and Purple folders in their backpacks.
- Please check your Archimedean folder every night for papers to either leave at home or complete and return to school.

Assessments:

12/3: The Nest - Quiz

12/4: Grammar Test-
Subject & Predicate

12/5: Comprehension Test,
Spelling Test, & Sight Word
Test

Important Dates

December 22-January 2:

Winter Break



HMH Module 3:

Amazing Animals

Week 1

Essential Question: How do animals' bodies help them?

Words in **bold text** are **darker** than other words. It means they are **important!**



Text Features

Authors choose text and graphic features to help explain ideas or to help readers locate information.

Italic text is leaning to the right. It means pay attention or read with more feeling!

Bigger text is usually more important than text.

Labels name parts of a picture.



Reading Skills

Ask and Answer Questions

When?

- Before reading
- During reading
- After reading


Why?

- To get information
- To help you understand the text
- To practice being "awake" and thinking while reading
- To be curious and wonder as you read

How?

Use question words to **ASK**: who what where why when how

Look around in the text and pictures for evidence, or details, to help you **ANSWER**.



Story Structure

Events are the things that happen in a story. They are told in sequence, or in order. Use details to identify and describe the events.

FIRST

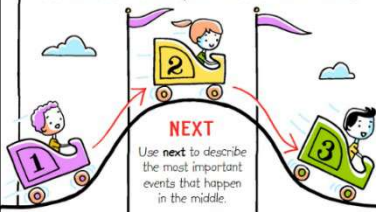
Use **first** to describe the most important events that happen at the beginning.

NEXT

Use **next** to describe the most important events that happen in the middle.

LAST

Use **last** to describe the most important events that happen at the end.




Phonics - Short e and u Spelling Words:

- | | |
|--------|-----------|
| 1. yet | 7. nut |
| 2. web | 8. tub |
| 3. pen | 9. mud |
| 4. wet | 10. bug |
| 5. leg | 11. messy |
| 6. hen | 12. went |

Sight Words:

- | | |
|----------|----------|
| 1. day | 5. look |
| 2. every | 6. made |
| 3. fly | 7. they |
| 4. have | 8. write |

Weekly HMH Story:



Vocabulary Words:

Camouflage, characteristics, mammal, empty, exclaimed, soon, surprise, twigs, warm

Fluency

Reading Rate

Writing

Research Essay

Grammar

Sentence Parts:
Subject and
Predicate

Social Studies

Map Skills

Weekly Reading Log

November 6 - 8



*Please ✓ one

	Book Title	Author	Read to Self	Read to Parent	Parent's Initials
Monday 20 Minutes	HMH Weekly story: The Nest <small>* Assigned in the HMH app on the iPad</small>	Nina de Polonia			
Tuesday 20 Minutes	HMH Weekly story: The Nest <small>* Assigned in the HMH app on the iPad</small>	Nina de Polonia			
Wednesday 20 Minutes	I chose to read:				

In the story *The Nest*, what important things happen after the bird lays the eggs? _____

Kate and Nate's Map



Challenge Words:

follow

paw

1 Mom gave Kate and Nate a map and smiled. "Look at this map of our home. I hid a prize for you, and the map will help you find it!"

2 Nate squinted at the map. Then he looked at his mom. "This map has no words on it."



3 "Some maps don't need words," Mom said. "When you look at the map, do you see the path to follow?"

4 Kate and Nate looked at each other. Kate looked at the map and held it up for Mom to see. "Do we follow this line of dashes?" she asked.

5 Mom gave a quick nod. "Yes, you are right! The prize is where you see the X. Now, run and find the prize!"

6 Kate and Nate dash off, each eager to find the X. The path on the map led them behind their home. Where could the X be? They rushed to find it.

7 "I see a box under the oak tree!" Nate cried.

8 "There is an X on the box!" Kate said. "This must be it!"

Kate and Nate's Map pg. 2



Challenge Words:

follow

paw

9 The kids ran to the box with Mom behind them.

10 “Is the box the prize?” Nate asked.

11 “Why does it have holes in the side?” Kate asked.


12 “The prize is in the box,” Mom said with a big grin.

13 “What is it?” Kate asks. She bends down to try to peek inside one of
the holes.

14 A tan paw pokes out of a hole. Then the box shakes with a yip-yip.

15 Nate and Kate gasp. Quickly they take the lid off the box.

16 What do they find in the box?



Name: _____

Remember to underline the evidence of your answers in the story for full credit.

1. Where did Kate and Nate hunt for the prize?

- a at the beach
- b at their home
- c at the park

2. How did the kids know where to find the prize?

- a they would see a Y
- b they would see a flag
- c they would see an X

3. Where did Kate and Nate find the prize?

- a under an oak tree
- b in a sandbox
- c under a bush

4. What does eager mean?

- a to write or draw
- b to want something
- c to not care about something

5. What prize was hidden in the box? How do you know?

Name: _____ Date: _____

Subject and Predicate:

Directions: In each sentence, circle the subject and underline the predicate.

The boy drove the car.

The man washed his hair.

The dog chewed a bone.

The princess made a dress.

The cat napped in the grass.

The girl fell on the ground.

McDonald's makes burgers.

The castle fell down.

The baker bakes a cake.

The team wins a game.

Grammar 1.2.1a

Sentence Parts

A sentence has two parts.

The part that tells who or what is called the **subject**.

The part that tells what someone or something does is called the **predicate**.

Subject	Predicate
Jan	sits on a hill.
Some cows	moo.
The dog	ran away.

© Houghton Mifflin Harcourt. All rights reserved.

Grade 1 | Grammar Mini-lessons

Sentences • Sentence Parts