

Kindergarten

week: 11/16 - 11/19

name: _____

section: _____



Reminders

- Homework is going to be turned in this Thursday, inside the blue folder.
- Read everyday for 15 minutes- Complete Reading Log
- Complete i-Ready homework 45 minutes required weekly (10-15 minutes per day).

TODO LIST

Monday:

- Write the Spelling Words by choosing **one choice**, from the Spelling Choice Board.
- Read "The Cap & Caps in Bins" (It can be used in reading log.)
- Spell Words with -s Worksheet

Tuesday:

- Read and Spell: "did & in" Worksheet
- Read "The Cap" (It can be used in reading log.) Worksheet

Wednesday:

- Read and Spell: "put" Worksheet
- Adjectives Worksheets

Weekly Assessment(s):

- No Testing



Weekly Learning Discoveries:

Fables

A **fable** is a type of **folktale**.

Fables usually

- are short
- have talking animals
- take place outside
- teach a lesson

Famous Fables

The Fox and the Grapes

The Lion and the Mouse

The Boy Who Cried Wolf

The Tortoise and the Hare

The Fox and the Crow

Central Idea and Key Details

topic

what a text is about in one or two words

central idea

the most important idea in a text

key details

facts or examples that give information about the central idea

Keys



This key opens the front door.

This key opens the garage door.

This key opens a secret door!

Theme

The **theme** is the **message** or **lesson** in a story.

To find the **theme**, ask

- What did the main character learn?
- What does the author want me to learn?

Common Themes

Be brave!

Be kind to others.

It's ok to be different!

Do your best.

Work together.

Always tell the truth.

Never give up!

Do the right thing.

Module 3 - week 3

essential question:
What makes a community?

weekly texts:

Reading comprehension skill:
Theme



A Bucket of Blessings
by Kabir Sehgal
and Surishtha Sehgal



Bo and Peter
by Betsy Franco

Reading comprehension strategy:
Central Idea & Key Details

spelling words:
fans, pins, cats, sips

PHONICS:
Inflectional Ending -s /s/ and -s /z/

sight words:
did, in, put

GRAMMAR:
Adjectives

vocabulary:
hope
I hope I see my friends.

writing:
Informational writing

READING LOG

Your child's reading homework each night is to read a book together with you for at least 15-20 minutes. Talk to your child about the books as you read them together. Remember that the only way to become a better reader is to practice reading. Please fill out the following page each night and return it on Fridays with the rest of your child's homework

	Title of Book	Minutes
Monday		
Tuesday		
Wednesday		

Parent Signature: _____

Firma del Padre: _____

NOVEMBER

Spelling Choice Board

Picture Perfect




Draw a Thanksgiving picture and hide your words in it.

Chunky Monkey

Write each word and highlight or underline the word chunks or patterns:

crunch lunch
shark wish

Pumpkin Patch



Draw some pumpkins and write your words inside them.

Top to Bottom

Write your words 2-times each from top to bottom:

W	C	P
H	A	L
E	T	E
N	C	A
	H	S

Double Bubble

Write your words 2-times each in

BUBBLE LETTERS

Awesome Author

Write a story using all of your spelling words. Underline the words.

Terrific Triangles



Write your words so they make triangles.

Type It

Use a computer to type out your words 3-Times each. Print it or have a parent sign below:

Parent Initials: _____

Date: _____

Balloon Bounce

Blow up a balloon and bounce it in the air! Hit it once for each letter in your word. Try to keep it up while you spell each word.

Parent Initials: _____

Date: _____


Choo-Choo

Write your words one after the other so they connect like a train: truck-duck-trick

Vowel Hunt

Write your words and circle all the vowels:

n (e) (a) t




Name _____

Spell Words with -s


An -s at the end of a noun means there is more than one.

 Write the word for each picture.


1.



2.



3.









4.



Name _____

Read and Spell







Read and spell this word to be a better reader.

 Read it. <div style="text-align: center; font-size: 2em;">did</div>	 Trace it. <div style="text-align: center; font-size: 2em;">did</div>
 Color it. <div style="text-align: center; font-size: 3em;">did</div>	
 Write it. <hr/> <hr style="border-top: 1px dashed;"/> <hr/>	 Spell it. <div style="display: flex; justify-content: space-around; align-items: center;"> <div style="border: 1px solid black; width: 60px; height: 60px;"></div> <div style="border: 1px solid black; width: 60px; height: 60px;"></div> <div style="border: 1px solid black; width: 60px; height: 60px;"></div> </div>
 Circle it. <div style="display: flex; flex-wrap: wrap; justify-content: space-around; text-align: center;"> <div style="margin: 10px;">did</div> <div style="margin: 10px;">did</div> <div style="margin: 10px;">in</div> <div style="margin: 10px;">put</div> <div style="margin: 10px;">in</div> <div style="margin: 10px;">put</div> <div style="margin: 10px;">did</div> <div style="margin: 10px;">did</div> <div style="margin: 10px;">put</div> <div style="margin: 10px;">did</div> <div style="margin: 10px;">did</div> <div style="margin: 10px;">in</div> </div>	

Name _____

Read and Spell







Read and spell this word to be a better reader.

 Read it. <p style="text-align: center; font-size: 2em;">in</p>	 Trace it. <p style="text-align: center; font-size: 2em;">in</p>
 Color it. <p style="text-align: center; font-size: 3em;">in</p>	
 Write it. <hr/> <hr style="border-top: 1px dashed;"/> <hr/>	 Spell it. <div style="border: 1px solid black; width: 100px; height: 60px; margin: 10px auto; display: flex; justify-content: space-between;"> <div style="width: 45%;"></div> <div style="width: 45%;"></div> </div>
 Circle it. <p style="text-align: center; font-size: 1.5em;"> in did in in in in did did put put in put </p>	

Name _____

Read and Spell

Read and spell this word to be a better reader.

 Read it. <div style="text-align: center; font-size: 2em; font-weight: bold;">put</div>	 Trace it. <div style="text-align: center; font-size: 2em; font-weight: bold;">put</div>
 Color it. <div style="text-align: center; font-size: 3em; font-weight: bold;">put</div>	
 Write it. <hr style="border: 0.5px solid black;"/> <hr style="border: 0.5px dashed black;"/> <hr style="border: 0.5px solid black;"/>	 Spell it. <div style="display: flex; justify-content: space-around; align-items: center;"> <div style="border: 1px solid black; width: 40px; height: 60px; margin-right: 10px;"></div> <div style="border: 1px solid black; width: 40px; height: 20px; margin-right: 10px;"></div> <div style="border: 1px solid black; width: 40px; height: 60px;"></div> </div>
 Circle it. <div style="display: flex; justify-content: space-around; text-align: center;"> <div style="margin: 10px;">put</div> <div style="margin: 10px;">did</div> <div style="margin: 10px;">in</div> <div style="margin: 10px;">put</div> </div> <div style="display: flex; justify-content: space-around; text-align: center;"> <div style="margin: 10px;">in</div> <div style="margin: 10px;">put</div> <div style="margin: 10px;">put</div> <div style="margin: 10px;">did</div> </div> <div style="display: flex; justify-content: space-around; text-align: center;"> <div style="margin: 10px;">put</div> <div style="margin: 10px;">put</div> <div style="margin: 10px;">did</div> <div style="margin: 10px;">in</div> </div>	

Name _____

How Many?

Use words that describe number to add details to your writing.

 Trace the number words.

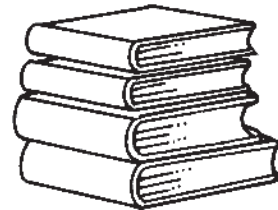
I have two shoes.



I have many friends.



I read all the books.



 Write a sentence using a number word.

Name _____

So Many Shapes


Use words that describe shape to add details to your writing.

 Trace the shape words.


The ball is round.



The lake is wide.



The flagpole is straight.



 Write a sentence using a shape word.
