

**Ms. Ramos**

Week of 11/17 – 11/21

## ELA Homework



Name: \_\_\_\_\_

### Homework Directions:

- Read for 20 minutes and fill in your reading log every day.
- Practice reading and writing the weekly Spelling Words and Sight Words
- i-Ready for HW this week (45 mins). - Login is taped inside your child's purple folder - instructions were emailed.
- Complete the attached worksheets and turn in this homework packet on Friday.

### Reminders:

- Students need c-type headphones daily, please make sure they have them in their bookbags (you can order from the AA bookstore).
- Students should always have their Archimedean and Purple folders in their backpacks.
- Please check your Archimedean folder every night for papers to either leave at home or complete and return to school.

### Assessments:

**11/18:** Grammar Test -  
Adjectives (shape, size, color  
& number)

**11/19:** Comprehension Test,  
Spelling Test, & Sight Word  
Test

### Important Dates

November 21 - Friendsgiving

November 24 -28 -

Thanksgiving Break



# HMH Module 2: My Family & My Community Review Week

Essential Question: How does everyone in my family and community make them special?

## Reading Skills

**SETTING**

**WHERE**  
Where does the story happen?

**WHEN**  
When does the story take place?

Ask yourself, "Why is the setting important to the story?"

**Ask and Answer Questions**

**When?**

- Before reading
- During reading
- After reading

**Why?**

- To get information
- To help you understand the text
- To practice being "curious" and "thinking while reading"
- To be curious and wonder as you read

**How?**

Use question words to ASK:  
who what where  
why when how

Look around in the text and pictures for evidence, or details, to help you ANSWER.

**Text Organization**

**Description**

Informational texts have a structure, or type of organization, that fits the topic and the author's purpose.

**Description** is one kind of structure or organization. Authors choose description to tell details about **what something is like**.

Examples:

- It looks like...
- It smells like...
- It sounds like...
- It feels like...
- It acts like...

**CONTENT-AREA WORDS**

Informational texts often use words from science and social studies to tell about a topic.

How can I figure out what these words mean?

**TITLE**  
Heading

Look at text features, like titles and headings.

Look at the pictures.

Ask and answer questions.

Use context on the words and sentences near the word.

WORD \_\_\_\_\_  
WORD \_\_\_\_\_  
WORD \_\_\_\_\_

### Phonics - Short u & o Spelling Words:

- |               |                    |
|---------------|--------------------|
| 1. <u>up</u>  | 7. <u>log</u>      |
| 2. <u>bug</u> | 8. <u>hop</u>      |
| 3. <u>mud</u> | 9. <u>hot</u>      |
| 4. <u>nut</u> | 10. <u>not</u>     |
| 5. <u>hug</u> | 11. <u>puppy</u>   |
| 6. <u>tub</u> | 12. <u>bathtub</u> |

### Sight Words:

- |                 |               |
|-----------------|---------------|
| 1. <u>about</u> | 5. <u>eat</u> |
| 2. <u>make</u>  | 6. <u>put</u> |
| 3. <u>takes</u> | 7. <u>who</u> |
| 4. <u>how</u>   | 8. <u>out</u> |

### Weekly HMH story:



Your paragraph text

### Vocabulary Words:

Pointing, close, docked, unload, harbor, spoon, against, churn, drive, stock and heal.

### Fluency

Accuracy &  
Self-Correction

### Writing

Descriptive  
Essay

### Grammar

Adjectives

### Social Studies

World  
Heritage  
Day

# Weekly Reading Log



\*Please ✓ one

	Book Title	Author	Read to Self	Read to Parent	Parent's Initials
<b>Monday</b> 20 Minutes	I chose to read:				
<b>Tuesday</b> 20 Minutes	I chose to read:				
<b>Wednesday</b> 20 Minutes	I chose to read:				
<b>Thursday</b> 20 Minutes	I chose to read:				

My favorite book this week was \_\_\_\_\_.


I liked this book because \_\_\_\_\_.

\_\_\_\_\_.

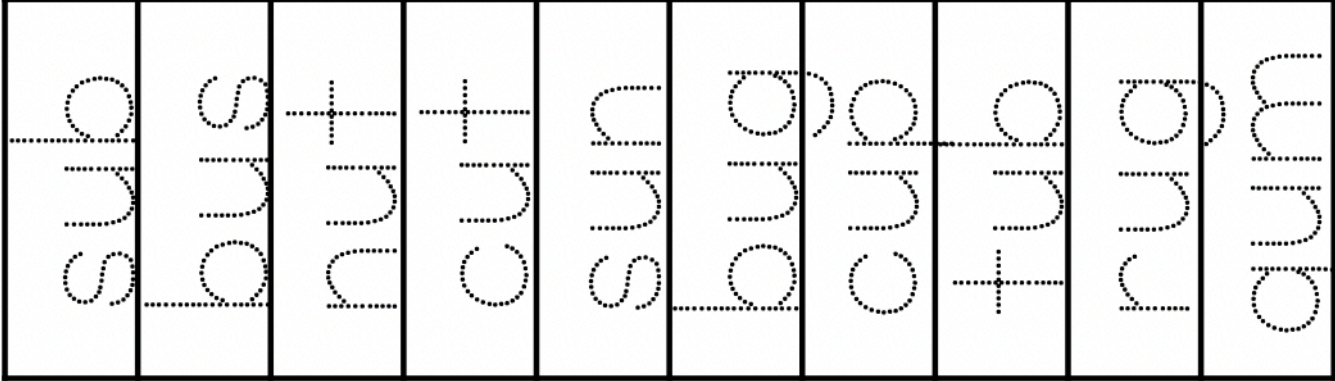
# FIND, COLOR, & TRACE

Find the picture for each CVC word and color it in. Then trace the word.

Name \_\_\_\_\_

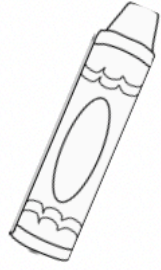


short u



Name: \_\_\_\_\_

Directions: say each picture and listen for the vowel sound, then use the key to color the pictures.






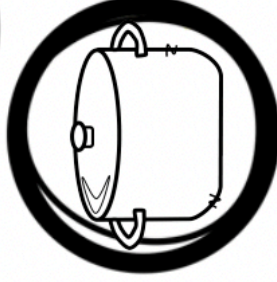
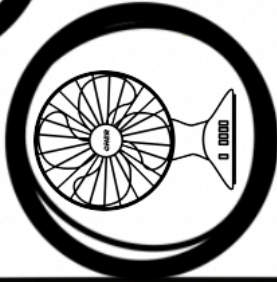
a

e

i

o

u



Name: \_\_\_\_\_

# Complete and Incomplete Sentences

Identify if the sentence is complete or not. If it is not a complete sentence make the corrections to make it complete.

1. He went \_\_\_\_\_ Complete / Incomplete
2. I saw the dog playing at the park. \_\_\_\_\_ Complete / Incomplete
3. Mom is cooking. \_\_\_\_\_ Complete/ Incomplete
4. In the yard. \_\_\_\_\_ Complete/ Incomplete
5. The dog runs. \_\_\_\_\_ Complete/ Incomplete
6. Is playing. \_\_\_\_\_ Complete/ Incomplete
7. We ate lunch. \_\_\_\_\_ Complete/ Incomplete
8. likes apples. \_\_\_\_\_ Complete/ Incomplete
9. The tree looks \_\_\_\_\_ Complete/ Incomplete
10. The bird can fly. \_\_\_\_\_ Complete/ Incomplete

## Module 2 Sight Word Test

are

buy

little

said

too

up

will

you

do

live

of

our

wants

what

with

your

about

eat

how

make

out

put

takes

who