

Kindergarten

week: 11/10 - 11/14

name: _____

section: _____



Reminders

- Homework is turned in every Friday inside the blue folder.
- Read everyday for 15 minutes- Complete Reading Log
- Complete i-Ready homework 45 minutes required weekly (10-15 minutes per day).
- Students need to know how to **write** the spelling words on their own.
- Students need to know how to **read** the Sight Words.

TODO LIST

Monday:

- Write the Spelling Words by choosing **one choice**, from the Spelling Choice Board.
- Read "Tab Ran" (It can be used in reading log.)
- Consonants Letters Ff & Rr Worksheet

Tuesday:

- No School- Veterans Day

Wednesday:

- Read and Spell: "he & she" Worksheet
- Read "Can it Fit?" (It can be used in reading log.)
- SS- Community Worksheet

Thursday:

- Write the Sight Words by choosing **one choice**, from the Spelling Choice Board.
- Spell Words with r and f Worksheet

Weekly Assessment(s):

- Reading Comprehension Test (Thursday)
- Spelling Test (Friday)
- Sight Words Test (Friday)

Weekly Learning Discoveries:

Characters

the people, animals, or creatures in a story



Setting

where and when a story takes place



Sentences

A sentence is a complete thought.



The dogs ran in the park.



Make and Check Predictions

A prediction is a best guess about what will happen next.



Use picture or text clues to make predictions.




As you read, check to see if you are right.

Module 3 - week 2

essential question:
What makes a community?

weekly texts:



Genre: Realistic Fiction
Lexile® Measure: 490L
Guided Reading Level: K



Genre: Informational Text
Lexile® Measure: 230L
Guided Reading Level: E

Reading comprehension skill:
Main Characters

Reading comprehension strategy:
Make Predictions

spelling words:
rat, fat, ran, Tab

PHONICS:
Letters Ff & Rr

sight words:
of, he, be, me, she

GRAMMAR:
Sentence Structure

vocabulary:
Help
I like help my mom at home.

writing:
Informational writing

READING LOG

Your child's reading homework each night is to read a book together with you for at least 15-20 minutes. Talk to your child about the books as you read them together. Remember that the only way to become a better reader is to practice reading. Please fill out the following page each night and return it on Fridays with the rest of your child's homework

	Title of Book	Minutes
Monday		
Tuesday	No School	
Wednesday		
Thursday		

Parent Signature: _____

Firma del Padre: _____

NOVEMBER

Spelling Choice Board

Picture Perfect




Draw a Thanksgiving picture and hide your words in it.

Chunky Monkey

Write each word and highlight or underline the word chunks or patterns:

crunch lunch
shark wish

Pumpkin Patch



Draw some pumpkins and write your words inside them.

Top to Bottom

Write your words 2-times each from top to bottom:

W	C	P
H	A	L
E	T	E
N	C	A
	H	S

Double Bubble

Write your words 2-times each in

BUBBLE LETTERS

Awesome Author

Write a story using all of your spelling words.
Underline the words.

Terrific Triangles



Write your words so they make triangles.

Type It

Use a computer to type out your words 3-Times each. Print it or have a parent sign below:

Parent Initials: _____

Date: _____

Balloon Bounce

Blow up a balloon and bounce it in the air! Hit it once for each letter in your word. Try to keep it up while you spell each word.

Parent Initials: _____

Date: _____


Choo-Choo

Write your words one after the other so they connect like a train:
truck-duck-trick

Vowel Hunt


Write your words and circle all the vowels:

n (e) (a) t



Tab Ran!

by Kyle Lott
illustrated by Susanna Rumiz




-Fold-

This book belongs to

Tab the cat ran.

“Tab! Tab! Tab! No, Tab!”



“Dadi A
in it?”



blanket

! Can Tab



jump

“No, Pati! It can rip.”

**WORD
WORK**



Speed Read

Read these words.


see to no
can has it



Picture Hunt

Find these pictures in the story.

fan rip



Tab ran to Pat.
"Tab!"




"Dad! A
firefighter!"

-Fold-



Dadi Dad, she has a
 She can see Tabi!



Fold

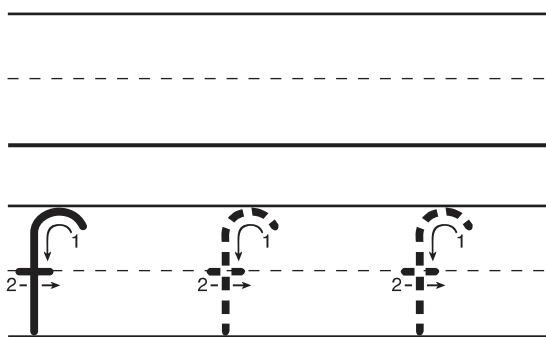


Can Tab fit in the
 Tab can fit in it!



Name _____

Letter Ff



Remember
to make
the short
line in the
middle!

 Trace and write the words.

fat

fan

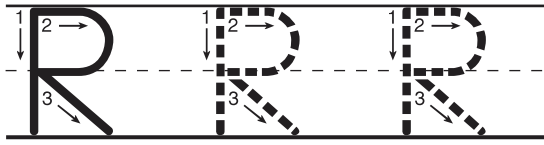
fit

 Trace and write the sentence.

The fin is fat.

Name _____

Letter Rr



Take your
time and
write neatly!

 Trace and write the words.

Ric

rim

rip

 Trace and write the sentence.

The rat ran.

Name _____

Read and Spell

Read and spell this word to be a better reader.

 Read it.

he

 Trace it.

he

 Color it.

he

 Write it.

 Spell it.

--	--

 Circle it.

he

she

he

ran

she

he

he

she

ran

he

ran

he

Name _____

Read and Spell

Read and spell this word to be a better reader.

 Read it.

she

 Trace it.

she

 Color it.

she

 Write it.

 Spell it.

--	--	--

 Circle it.

she

she

he

ran

she

he

she

she

ran


she

ran

she

Can It Fit?

by Kyle Lott



© Hero Images/Getty Images

This book belongs to _____



He has a  . It is tan.
jacket

-Fold-



Can it fit?
 It can if you pin it!
 It can fit!

©Eve Edelheit/Tampa Bay Times/The Image Works

Fold

**WORD
 WORK**



Blend and Read

Read these words.

Rr
 rim

Ff
 fit if



Word Hunt

Find these words in the story.

can it is you

©Eve Edelheit/Tampa Bay Times/The Image Works



Tap the rim. Tip it.
Did it fit?
It did! It did fit.

©Hero Images/Media Bakery



She has tan gloves .

Can a tan glove fit?

©Nelson Cardoso/Fotolia

-Fold-



©Matt Dojny/Houghton Mifflin Harcourt

It can fit. It can fit a bit.

4

Fold



©Hero Images/Media Bakery

He has a
Can it fit?




helmet

5

Name _____


Plan Your Letter

 Draw a picture of a place in your community.



 Finish the sentence.

One place is



Name _____

Spell Words with r and f


Spell words by writing letters for each sound you hear.

 Read the words.

rat	ran	fan	fin
-----	-----	-----	-----

 Write the word for each picture.


1.



2.



3.



4.



Name _____

Read and Spell

Read and spell this word to be a better reader.

 Read it.

she

 Trace it.

she

 Color it.

she

 Write it.

 Spell it.

--	--	--

 Circle it.

she

she

he

ran

she

he

she

she

ran

she

ran

she