

2A/2C/2E

WEEK OF 11/3 - 11/7

Name: _____



Due Friday 11/7

DAILY HOMEWORK

MONDAY	TUESDAY	WEDNESDAY	THURSDAY
No School Teacher Planning Day	Freckle <i>From Your Teacher</i> 60% minimum for credit	Freckle <i>From Your Teacher</i> 60% minimum for credit	
	Study Spelling Words (1 activity)	Study Spelling Words (1 activity)	Study Spelling Words (1 activity)
Parent Initials	Parent Initials	Parent Initials	Parent Initials

WEEKLY OBJECTIVES

- **Reading**-Text Organization, Story Structure, Make Inferences
- **Spelling**- Consonants *k, ck*
- **Vocabulary**- Suffixes -ful, -less, Multiple Meaning Words
- **Grammar**- Present Tense Verbs
- **Writing**- Narrative

IXL - R5F, FHH, 6TR, WVW

Ready - 45 minutes by Monday

REMINDERS

- Grammar IXL 11/7 Friday
- Spelling 11/7
- Greek Night 11/8
- Reading 11/14 Friday
- Turkey In Disguise Project due 11/14

- **BRING HEADPHONES DAILY**

SPELLING

1. milk
2. neck
3. ask
4. snake
5. truck
6. kick
7. smoke
8. rock
9. desk
10. black
11. lake
12. trick
13. dish
14. white
15. such
16. flash
17. pocket
18. whiskers
19. Archimedean

VOCABULARY

cozy-comfortable

steaming-very hot

clue- information that helps you find an answer

sense- something easy to understand

pause-stop for a short time

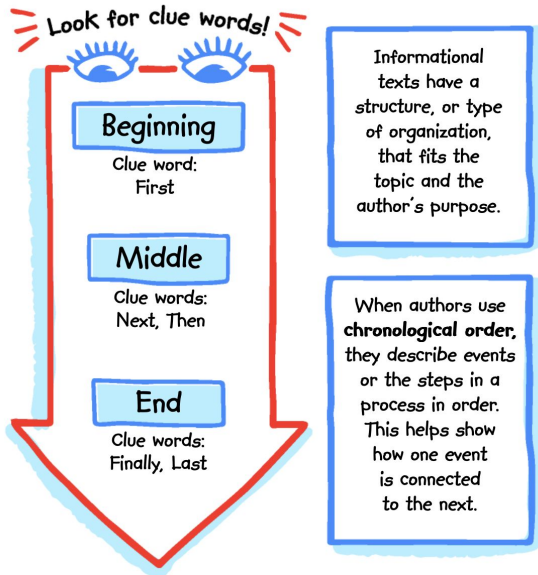
disturb- bother someone

rattled- short shaking noises

tackled- pushed a person to the ground

Text Organization

Chronological Order



TIME FOR REVIEW!



Review Verbs in the Present

A verb in the present names an action that is happening now. Add -s or -es to this kind of verb when it tells about a singular subject. Do not add -s or -es when the verb tells about a plural subject.

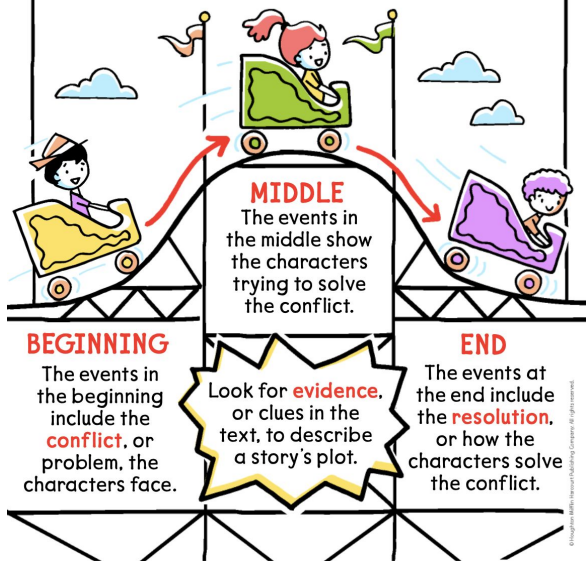
Verb with a Singular Subject	Verb with a Plural Subject
The light shines .	The lights shine .
The cat swishes its tail.	The cats swish their tails.
The star winks .	The stars wink .

Identify the verb that correctly completes each sentence. Then say the sentence correctly.

- 1 The comet (shoot, shoots) through the sky.
- 2 The rocket (travel, travels) into space.
- 3 The scientists (look, looks) at the stars.
- 4 The camera (take, takes) pictures of the moon.

Story Structure

Stories often have a similar structure. Authors organize the **plot** in a way that will entertain readers.



Suffixes -ful, -less

A **suffix** is a word part added to the end of a base word. It changes the meaning of the word.

- The suffix **-less** means "without." is **clueless**
- The suffix **-ful** means "full of." feel **hopeful**

Examples

- 1 help
help + less = **helpless**
help + ful = **helpful**
- 2 care
care + less = **careless**
care + ful = **careful**
- 3 fear
fear + less = **fearless**
fear + ful = **fearful**



If you do not know a base word's meaning, you can look it up in the dictionary.

Multiple-Meaning Words

Multiple-meaning words have more than one meaning. These words are called **homographs**.

Ask yourself questions about multiple-meaning words. Use **context clues** to figure out the word's meaning.



Examples


- 1 Put a pretty **bow** on the present. The children bow to the audience when they clap.
- 2 Will you **rock** the baby to sleep? Trina climbed on a big rock at the park.
- 3 The **leaves** on the trees turn colors in the fall. Mr. Kendall **leaves** his house to go to work.

Make Inferences

When you make **inferences**, you use clues to make a smart guess about something the author doesn't tell you.

CLUES FROM THE TEXT AND PICTURES


CLUES FROM WHAT I ALREADY KNOW



INFERENCE

Be sure to attach your work and bring back to class at the end of the week!

November Spelling Menu



Name: _____


Leaf Words

Draw a leaf for each of your spelling words. Write one spelling word inside of each leaf. Then, color your leaves.



Rainbow Words

Write each spelling word with a pencil. Then, use the colors below to trace the whole word.



Story Time

Write a silly turkey story using your spelling words. Be sure to include interesting details AND underline your spelling words in the story.



Add It Up!

Add the letters in each of your spelling words to find the total. Use the numbers below.

Consonants = 10
Vowels = 1

EXAMPLE: whale
whale = 10 + 10 + 1 + 10 + 1 = 32

Practice Test

Ask an adult at home to quiz you on your spelling words. If you misspell a word, write it correctly THREE more times.

Adult Signature

Let's Move!

VOLCANO BLOW-UP!

Write a spelling word on your paper. Then, crouch down on your feet. Whisper each letter as you slowly rise – then explode and yell out the word. Repeat for all of your spelling words!

Define it!

Write your spelling words. Then, write your own definition for each one. Describe **WHAT IT IS** in your own words.

EXAMPLE:

Shark – A shark is an animal with large teeth that lives in the ocean.

Criss-Cross Words

Write each of your spelling words like a crossword puzzle.

s
m i l e h
i a
l p
e p
 y

Hidden Picture

Trace your hand and decorate it to make it look like a turkey. Remember to add great details and lots of color! Then, hide your spelling words somewhere inside the picture.



Module 4 Week 1 READING Practice

Practice 1

How to Grow a Sunflower

1 Do you want to grow a tall, bright flower? You can grow a sunflower! Just follow these steps.

2 First, find a sunny spot in your yard or on your balcony. Sunflowers need lots of sunshine every day.

3 Next, fill a flowerpot or a garden space with soil. Then plant a few sunflower seeds about one inch deep. Water them gently.

4 After the seeds sprout, make sure they get enough water and light. You will see the green stems grow taller each week!

5 When the flowers open, enjoy their yellow petals. Birds and bees will love them too!

1. What should you do first if you want to grow a sunflower?

- A. Water the seeds.
 - B. Find a sunny spot.
 - C. Pick the flowers.
 - D. Feed the birds.
-

2. Read the sentence from paragraph 3.

"Next, fill a flowerpot or a garden space with soil."

What does the word *fill* mean in this sentence?

- A. to make something full
- B. to draw a picture
- C. to eat food
- D. to clean out something

3. Which two words show that the text is written in order?

- A. After, First
 - B. Birds, Bees
 - C. Petals, Seeds
 - D. Grow, Tall
-

4. Read the sentence from paragraph 5.

"Birds and bees will love them too!"

What does the suffix *-s* in *birds* mean?

- A. past tense
 - B. more than one
 - C. belongs to
 - D. too little
-

5. Why did the author write this passage in order?

- A. To show how to grow a sunflower step-by-step
- B. To tell a story about a sunflower
- C. To teach what bees eat
- D. To explain why plants are tall

Practice 2

How to Make Lemonade

- 1 Lemonade is a sweet, cool drink that you can make at home. Follow these easy steps to make it!
 - 2 First, wash and slice two lemons. Squeeze the juice into a large pitcher.
 - 3 Next, add three cups of cold water and two spoons of sugar. Stir until the sugar melts.
 - 4 Then, add ice cubes to make it nice and cold. You can even put in lemon slices to make it pretty.
 - 5 Last, pour the lemonade into cups and share it with your family or friends. Enjoy your tasty drink!
-

1. What should you do first when making lemonade?

- A. Add water.
 - B. Slice the lemons.
 - C. Pour in the ice.
 - D. Stir the sugar.
-

2. Read the sentence from paragraph 3.

"Stir until the sugar melts."

What does the word *melts* mean in this sentence?

- A. turns to liquid
- B. freezes
- C. disappears forever
- D. turns hard

3. Which two words show that the text uses order or steps?

A. first, last

B. sugar, ice

C. cups, pitcher

D. lemons, slices

4. Read the sentence from paragraph 5.

"Enjoy your tasty drink!"

What does the suffix *-y* in *tasty* mean?

A. full of

B. not enough

C. past tense

D. without

5. Why does the author use chronological order?

A. To explain how to make lemonade step-by-step

B. To describe how lemons grow

C. To tell a story about a picnic

D. To teach facts about fruits

Great Grammar:

Present Tense Action Verbs

Most of the time, the present tense of an action verb is the root word of the verb. If the subject is a singular noun or the pronoun he, she, or it, add an **s** or an **es** at the end of the verb.



Cat meditates.

Part 1. Write the action verb that completes the sentence.

1. I a picture. **paint / paints / paintes**
2. Tabitha the tree. **climb / climbs / climbes**
3. Belen butter on her toast. **eat / eats / eates**
4. Carly at a painting. **look / looks / lookes**
5. I with my puppy. **play / plays / playes**
6. Farrin the kitten. **pet / pets / petes**
7. The dog a squirrel. **chase / chass / chases**
8. We flowers for our friends. **pick / picks / pickes**
9. She a movie. **watch / watches / watches**
10. The kittens when they're hungry. **meow / meows / meowes**
11. Etienne and Fen a pizza. **eat / eats / eates**
12. You me a gift for my birthday. **give / givs / gives**

Part 2. Circle the correct action verb and then add details to complete the sentence.

1. Geri, Hannah, and Irene (**write, writes**)
2. You (**walk, walks**)
3. I (**study, studies**)
4. We (**read, reads**)
5. Jack (**jump, jumps**)



Cat reads a book.