

Ms. Ramos

Week of 10/27 – 10/31

ELA Homework



Name: _____

Homework Directions:

- Read for 20 minutes and fill in your reading log every day.
- Practice reading and writing the weekly Spelling Words and Sight Words
- We are beginning i-Ready for HW this week (2 lessons - Short o words/Describe settings). - Login is taped inside your child's purple folder - instructions were emailed.
- Complete the attached worksheets and turn in this homework packet on Friday.

Reminders:

- Students need c-type headphones daily, please make sure they have them in their bookbags (you can order from the AA bookstore).
- Students should always have their Archimedean and Purple folders in their backpacks.
- Please check your Archimedean folder every night for papers to either leave at home or complete and return to school.

Assessments:

10/29: On The Map!
Comprehension Quiz

11/4: Grammar Quiz -
Adjectives (color & number)

11/4: M2W2
Comprehension, Spelling
Test, & Sight Word Test

Important Dates:

October 27 - AA Picture Day

October 31 - Character Day

November 3 - Teacher

Planning Day - No School

November 8 - Greek Night

Happy
Halloween



HMH Module 2:

My Family, My Community

Essential Question: What makes families and communities special?

Reading Skills

SETTING

WHERE
Where does the story happen?

WHEN
When does the story take place?

Ask yourself, "Why is the setting important to the story?"

SUMMARIZE

When you summarize, you tell about the topic and the important ideas in your own words.

- 1 Read part of the text.
- 2 Stop to think about the topic and important ideas. Say them in your own words.
- 3 Repeat for the next part.
- 4 At the end, put it all together. Say the topic and all the most important ideas in a few sentences.

TIPS

- Use words and pictures from the text.
- Don't change the meaning.

Text Features

Words in **bold text** are darker than other words. It means they are **important!**

Labels name parts of a picture.

Authors choose text and graphic features to help explain ideas or to help readers locate information.

Symbols are pictures that stand for something else.

Maps are one picture of **big** places.

CONTENT-AREA WORDS

Informational texts often use words from science and social studies to tell about a topic.

How can I figure out what these words mean?

- Look at text features, like titles and headings.
- Look at the pictures.
- Ask and answer questions.
- Use context, on the words and sentences near the word.

TITLE
Heading

WORD **WORD** **WORD**


Phonics - Short o and i
Spelling Words:

- | | |
|--------|-----------|
| 1. log | 7. big |
| 2. not | 8. sit |
| 3. top | 9. pig |
| 4. hot | 10. dig |
| 5. hop | 11. shop |
| 6. on | 12. block |

Sight Words:

- | | |
|---------|----------|
| 1. do | 5. wants |
| 2. live | 6. what |
| 3. of | 7. with |
| 4. our | 8. your |

Weekly HMH Story:



Vocabulary Words:

heart, gazed, dipped, gloom, decorated, canvas, town, map, community, places, purpose, clinic

Fluency

Intonation

Writing

Descriptive
Essay

Grammar

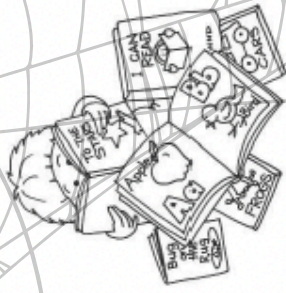
Adjectives for
Color and
Number

Social Studies


My Community

Weekly Reading Log

October 27-29



*Please ✓ one

	Book Title	Author	Read to Self	Read to Parent	Parent's Initials
Monday 20 Minutes	HMH Weekly Story: <i>On the Map!</i> <small>*Assigned in the HMH app on the iPad</small>	Lisa Fleming			
Tuesday 20 Minutes	I chose to read:				
Wednesday 20 Minutes	I chose to read:				

A text feature I saw in the story *On the Map!* was _____.

This text feature helps me because _____

Name _____

Ron

Ron is on the go! Ron wants to hop to the top of your hill. He wants to hop to the top of my hill, too. Ron wants to toss you a rock. Ron wants to mop. Ron will not stop! He will not stop! Ron, do you want a nap? Yes, Ron wants a nap!

1. What does Ron do with a rock?

2. What will Ron do with a mop?

3. Who is this story about?

Word Families: -op or -ot



Words with -op	Words with -ot

dot	top	pot	hop
pop	hot	mop	not
tot	stop	drop	cot

Design a new book cover including
your character!

