




kindergarten

week: 10/27 - 10/31



name: _____

section: _____

Reminders

- Homework is turned in every Friday inside the blue folder.
- Read everyday for 15 minutes- No Reading Log for this week =)
- Complete i-Ready homework 45 minutes required weekly (10-15 minutes per day).
- Students need to know how to **write** the spelling words on their own.
- Students need to know how to **read** the Sight Words.

TODO LIST

Monday:

- Write the Spelling Words by choosing **one choice**, from the Spelling Choice Board.
- Read "Sid"
- Sort Words with Short Vowels Worksheet

Tuesday:

- Write the Sight Words by choosing **one choice**, from the Spelling Choice Board.
- Read and Spell: "an" Worksheet
- Nouns- Where Am I? Worksheet

wednesday:

- Read and Spell: "has & it" Worksheet
- Write the Sight Words by choosing **one choice**, from the Spelling Choice Board.
- What is the Main Idea? Worksheet

THURSDAY:

- Read "Sid Bit It!"


Weekly Assessment(s):

- Reading Comprehension Test (Wednesday)
- Spelling Test (Thursday)
- Sight Words Test (Thursday)

Weekly Learning Discoveries:

A **NOUN** is a...

Person



Place



Thing



Central Idea and Key Details

topic
what a text is about in one or two words

central idea
the most important idea in a text

key details
facts or examples that give information about the central idea

Keys



This key opens the front door.
This key opens the garage door.
This key opens a secret door!

Informational Texts
books that teach about a **topic**


people
animals
places
events
things

Module 3 - week 1

essential question:
What makes a community?

weekly texts:

Reading comprehension skill:
Central Idea



Reading comprehension strategy:
Finding Key Details

spelling words:
sit, tip, fin, big, Tim

PHONICS:
Short Vowel Sound of i

sight words:
it, if, an, has

GRAMMAR:
Nouns

vocabulary:
neighbor, community, location

writing:
Informational writing

Hello, Family!

Over the next month, our class will learn about what makes a community. We will read books about the people and places in a community, and the ways in which we all work together to make a community strong.

Children will write letters to teach others about our community, and the whole class will collaborate to build a 3-D map of the places around school that make up our community.

Bring It Home

Here are some ideas for practicing the skills we are learning at school.

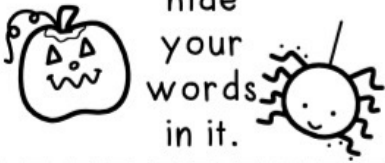
SPEAK UP!	BIG IDEA WORDS												
<p>Show how to speak clearly and use an appropriate voice level:</p> <ul style="list-style-type: none"> • Remind your child that people can hear you better if you keep your hands away from your face when speaking. • Tell your child when he or she is using a voice that is too loud, too quiet, or just right for the situation. 	<p>Reinforce these important topic words when you are reading or talking with your child:</p> <p style="text-align: center;">community location neighbor</p>												
WORD PLAY	WORDS TO KNOW												
<p>Play with sounds, letters, and words to help develop skills that are important for reading:</p> <ul style="list-style-type: none"> • Think of words that start with the same sound as your child's first name. Then do the same for names of other people in your family. • Practice making letters and words with all different materials. Try sidewalk chalk, playdough, sand, and shaving cream! 	<p>Practice reading and spelling these words that children will see a lot in books they read:</p> <table style="width: 100%; text-align: center;"> <tbody> <tr> <td>an</td> <td>did</td> <td>has</td> <td>he</td> </tr> <tr> <td>in</td> <td>it</td> <td>me</td> <td>put</td> </tr> <tr> <td>ran</td> <td>she</td> <td>sits</td> <td>with</td> </tr> </tbody> </table>	an	did	has	he	in	it	me	put	ran	she	sits	with
an	did	has	he										
in	it	me	put										
ran	she	sits	with										
LET'S READ TOGETHER	LETTERS AND LISTS												
<p>Make a special time and place to read with your child every day. While you read, ask:</p> <ul style="list-style-type: none"> • <i>What happens in the beginning/middle/end?</i> • <i>What is the story about? Tell me in your own words.</i> • <i>What clue in the picture shows what the word ____ means?</i> 	<p>Support your child to write letters and lists:</p> <ul style="list-style-type: none"> • Work together to write shopping lists or "to do" lists with pictures and words. • Send cards, letters, or e-mail to family members who live far away. Your child will love getting a response! • Write thank you notes for gifts or other acts of kindness. Have your child tell you what to write, and "sign" his or her name. 												

OCTOBER

Spelling Choice Board

Picture Perfect

Draw a fall picture and hide your words in it.



Flash Card

Make flash cards with index cards or paper. Write the word on one side and draw a picture on the back.

Practice Test

Have an adult give you a practice test. Write the words you miss 3-times each.

Jumping Jacks

Spell your words while doing jumping jacks. Say one letter each time you jump.

Parent Initials: _____

Date: _____

Word Scramble

Go to <https://bit.ly/doublepuzzle> and enter your spelling words to create your own scramble. Print it and unscramble your words.

Silly Sentences

Write some silly sentences using your spelling words and underline them.

Across & Down

T H E R E

H E R E
Write each word across and then down so one letter connects.

Word Search

Hide your spelling words in a word search... and then find them!

Cut & Paste

Cut letters & words from newspapers or magazines and use them to spell your words.

Chalk Challenge

Write your words with sidewalk chalk

Parent Initials: _____

Date: _____


True & False

Write your words in true and false sentences.

Super Syllables


Write your words using dashes to separate the syllables:

e-l-e-phant







Sid

by Sarah Roman
illustrated by Steve Dorado



This book belongs to _____

“Sid,  the  in!
 it in the bin, Sid!”
Drop



Sid did it!

**WORD
WORK**



Blend and Read

Read these words. What is the same?

Ii

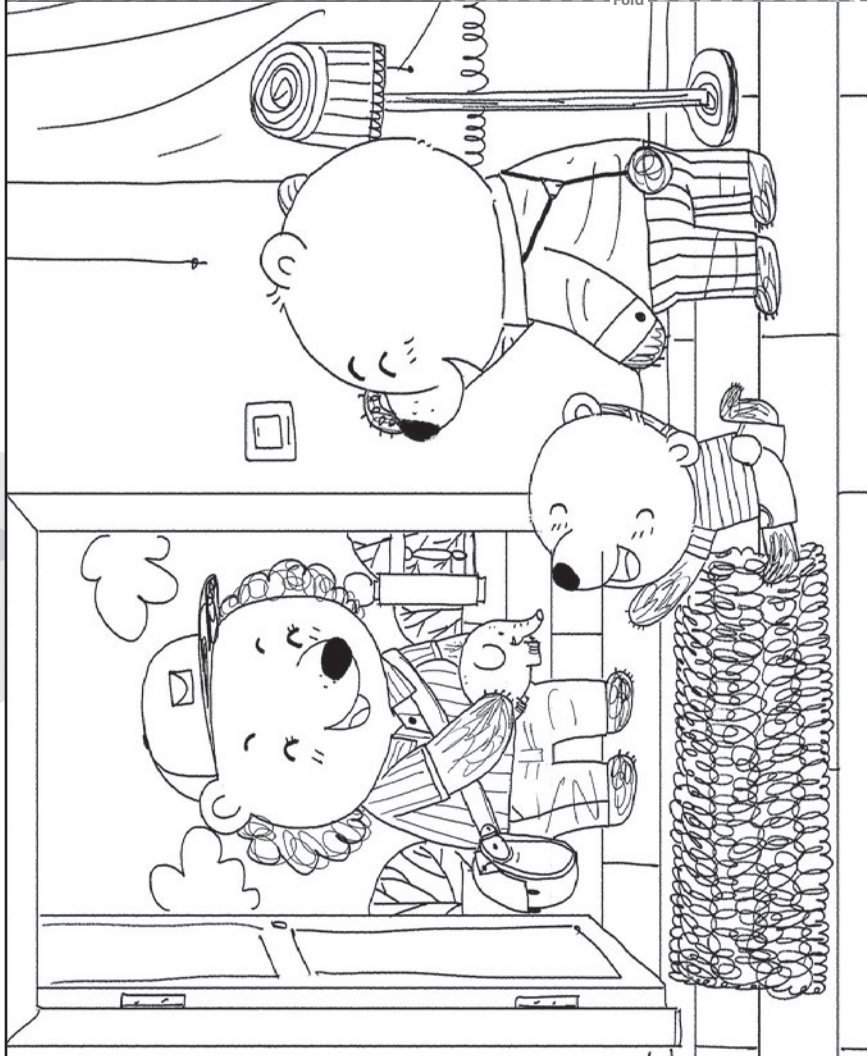
Sid bin
in did




Word Hunt

Find these words in the story.

the my you see



Fold



“Dad! Dad, did you see

“Dad! Dad, the **mail carrier** has Sam!




I did **drop** Sam in the bin, Dad!”

my **elephant**, Sam?”









“No, Sid.”



Name _____

Read and Spell

Read and spell this word to be a better reader.

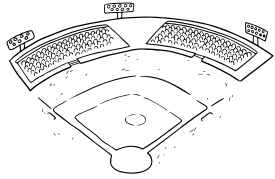







<p> Read it.</p> <p style="text-align: center; font-size: 2em;">n</p>	<p> Trace it.</p> <p style="text-align: center; font-size: 2em;">an</p>		
<p> Color it.</p> <p style="text-align: center; font-size: 3em;">an</p>			
<p> Write it.</p> <hr/> <hr style="border-top: 1px dashed;"/> <hr/>	<p> Spell it.</p> <table border="1" style="margin-left: auto; margin-right: auto;"> <tr> <td style="width: 50px; height: 50px;"></td> <td style="width: 50px; height: 50px;"></td> </tr> </table>		
<p> Circle it.</p> <p style="text-align: center; font-size: 1.5em;"> an an it has an has an an has it it an </p>			

Name _____


Where Am I?

A noun can be a word for a place. The word **zoo** is a noun.

○ Circle the words that are nouns for places.

<p>field</p> 	<p>fish</p> 	<p>police station</p> 	<p>restaurant</p> 
<p>truck</p> 	<p>zoo</p> 	<p>pencil</p> 	<p>map</p> 

 Listen to the riddle.







 Write and draw the noun.

Students learn here.
 Teachers work here.
 There are many
 books here.

Name _____

Read and Spell







Read and spell this word to be a better reader.

 Read it. <h1 style="text-align: center;">h s</h1>	 Trace it. <h1 style="text-align: center;">has</h1>
 Color it. <h1 style="text-align: center;">has</h1>	
 Write it. <hr/> <hr style="border-top: 1px dashed;"/> <hr/>	 Spell it. <div style="display: flex; justify-content: space-around; align-items: center;"> <div style="border: 1px solid black; width: 60px; height: 60px; margin-right: 10px;"></div> <div style="border: 1px solid black; width: 60px; height: 60px; margin-right: 10px;"></div> <div style="border: 1px solid black; width: 60px; height: 60px;"></div> </div>
 Circle it. <div style="display: flex; flex-wrap: wrap; justify-content: space-around; text-align: center;"> <div style="width: 20%;">an</div> <div style="width: 20%;">has</div> <div style="width: 20%;">it</div> <div style="width: 20%;">has</div> <div style="width: 20%;">has</div> <div style="width: 20%;">has</div> <div style="width: 20%;">an</div> <div style="width: 20%;">has</div> <div style="width: 20%;">has</div> <div style="width: 20%;">it</div> <div style="width: 20%;">it</div> <div style="width: 20%;">an</div> </div>	

Name _____

Read and Spell

Read and spell this word to be a better reader.

 Read it. <div style="text-align: center; font-size: 2em; font-weight: bold;">it</div>	 Trace it. <div style="text-align: center; font-size: 2em; font-weight: bold;">it</div>
 Color it. <div style="text-align: center; font-size: 2em;">it</div>	
 Write it. <hr style="border: 0.5px solid black;"/> <hr style="border: 0.5px dashed black;"/> <hr style="border: 0.5px solid black;"/>	 Spell it. <div style="text-align: center; font-size: 2em;"> <div style="display: inline-block; width: 80px; height: 80px; border: 1px solid black; margin-right: 10px;"></div> <div style="display: inline-block; width: 80px; height: 100px; border: 1px solid black;"></div> </div>
 Circle it. <div style="display: flex; justify-content: space-around; text-align: center; font-size: 1.5em; font-weight: bold;"> an has it it </div> <div style="display: flex; justify-content: space-around; text-align: center; font-size: 1.5em; font-weight: bold; margin-top: 20px;"> it it an has </div> <div style="display: flex; justify-content: space-around; text-align: center; font-size: 1.5em; font-weight: bold; margin-top: 20px;"> has it it an </div>	

Name _____

Sort Words with Short Vowels

You can hear the **short i** sound in the middle of the word **bib**.

You can hear the **short a** sound in the middle of the word **bat**.

 Read the words.

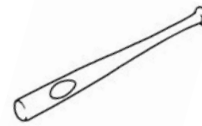
pat	sip	bit	cap
mat	dip	sad	tin


 Write each word under its vowel.

Short i



Short a





Name: _____

What is the Main Idea?

Use the key details you find to figure out what the main idea is.
Write the main main idea above the group of pictures that make up the details.

Example:

Main Idea: Animals

Details:



Main Idea: _____

Details:



Main Idea: _____

Details:



Main Idea: _____

Details:



Main Idea: _____

Details:




Main Idea: _____

Details:



Sid Bit It!

by Sarah Roman
illustrated by Steve Dorado




Fold

This book belongs to

Sid and Dad sit. Dad has

an  .
apple

 .
peach



Sid bit it. Sid bit the pit!

“Dadi Dad, my !”
tooth

**WORD
WORK**



Speed Read

Read these words.


the to go
is and can



Picture Hunt

Find these pictures in the story.

pit Min Sid




Dad and Sid go to Min.




Min is a .
dentist



Min did it! Sid
smiles



“Sid bit it, Mini! Sid bit the pit.”



“Sit, Sid. Min can pat it. Min can pat the tooth.”