


Homework Tracker

4th Grade

Week of: 10/20/25



Details

Due Date

Check

No School: Teacher Planning Day

Monday
10/20/25



BrainPOP: Text Structures

10/24/25

Tuesday
10/21/25



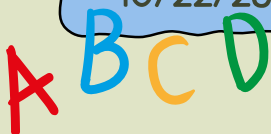
Study for Module 2 Week 1 Assessment tomorrow. Use anchor charts on the following pages to prepare.

10/21/25

45 Minutes of iReady

10/26/25

Wednesday
10/22/25



IXL: Identify Common and Proper Nouns

10/24/25

Study for Grammar Quiz: Proper Nouns tomorrow. Use notes in journal to prepare.

10/23/25

Thursday
10/23/25



No Homework

Friday
10/24/25



Summarize

1

Find **HEADINGS**
and subheadings.

2

Find
MAIN IDEAS.

Remove
unnecessary
information.

Remove repeated
information.

Replace lists with
general wording.

3

WRITE
short topic
sentences.

4

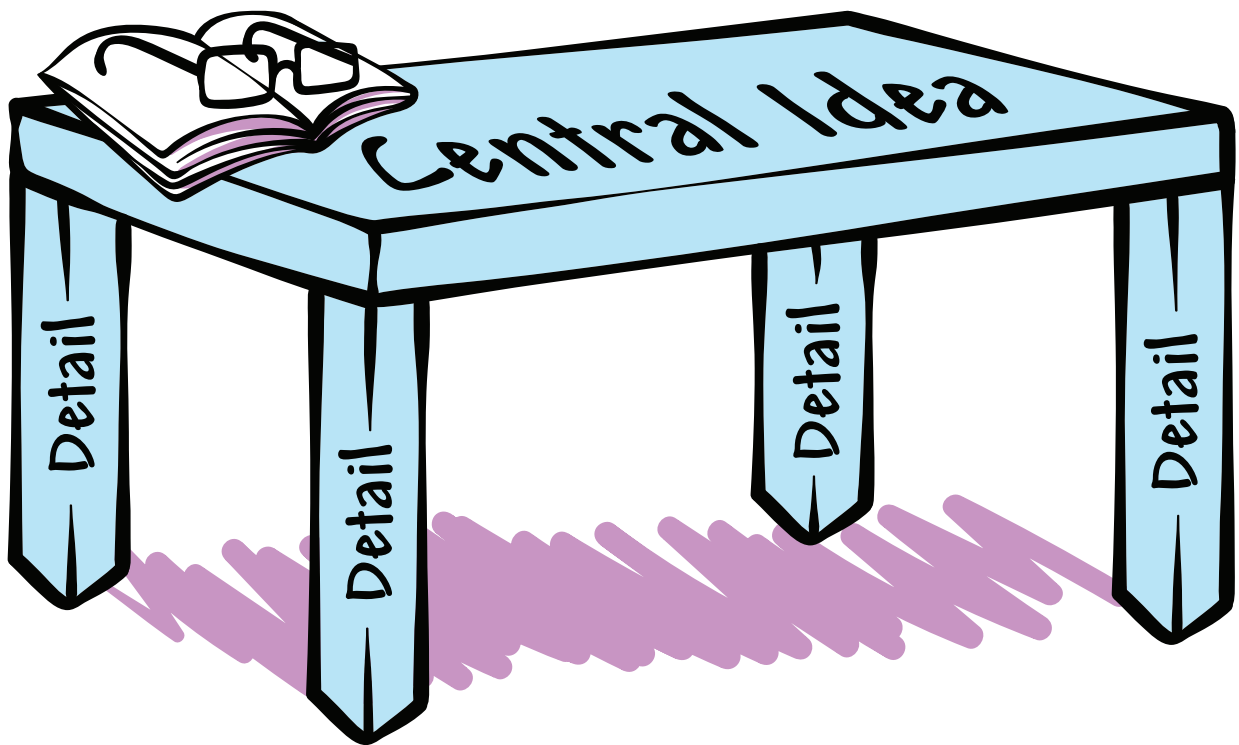
COMBINE topic
sentences into a
short summary.

CENTRAL IDEA

The **Central Idea** is what the text is mostly about.

Look for **text clues**.

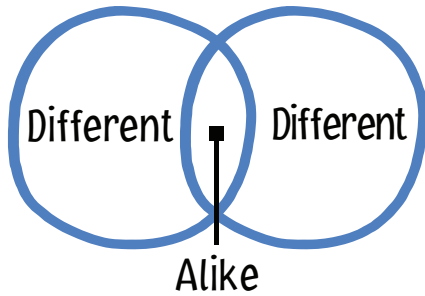
- Headings
- Visuals
- First or Last Sentence
- Repeated Words



Evaluate **details** to determine **key ideas** that support the central idea.

- Examples
- Facts
- Evidence
- Description


Comparison/ Contrast



Purpose: to describe how things are alike and different

Transition Words: *but, both, however, and*

Cause/Effect

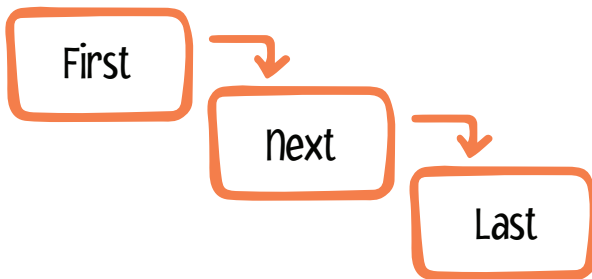


Purpose: to explain what happened and why it happened

Transition Words: *because, so, in order to, as a result*

TEXT STRUCTURE

Sequence



Purpose: to explain events in order

Transition Words: *before, first, next, then, last, after*

Problem/Solution



Purpose: to show a problem and how it is solved

Transition Words: *problem, solution, difficulty, the answer is*

TEXT FEATURES

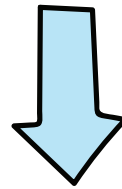
Kinds of Type
show emphasis
or indicate a title.

Boldface

italic

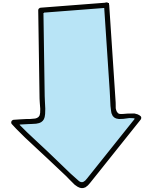
CAPITAL LETTERS

HEADINGS



name the
topic
of each
section
of text.

Subheadings

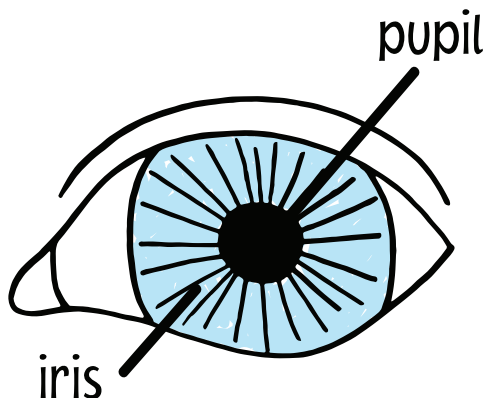


break
down the
topic into
subtopics.

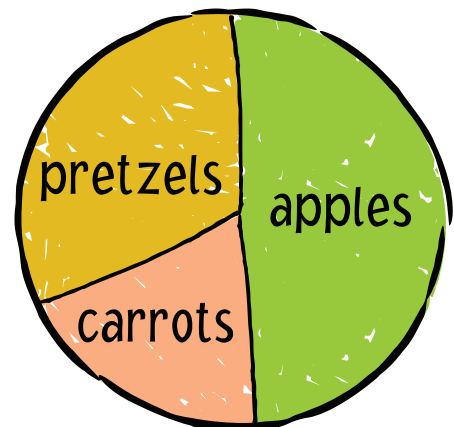
GRAPHIC FEATURES

Visuals such as diagrams, graphs, maps, charts, or illustrations help explain ideas in the text.

Diagrams are pictures
with labels.



Charts organize
information.



Content-Area Words

Content-area words are specific to an area of study.

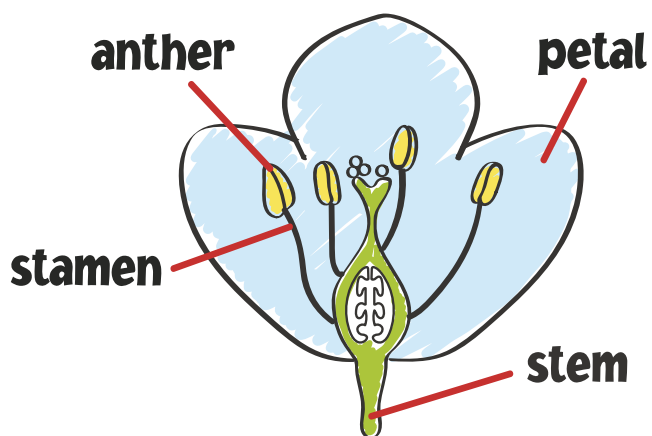
science

math

social studies

Content-area words are often in **boldface**.

They might appear in visuals such as diagrams.



The parts of a flower include **petal**, **stem**, **stamen**, and **anther**.


$$\frac{3}{8} + \frac{5}{8}$$

Some **fractions** have common **denominators**.

The world has imaginary lines of **latitude** and **longitude**.



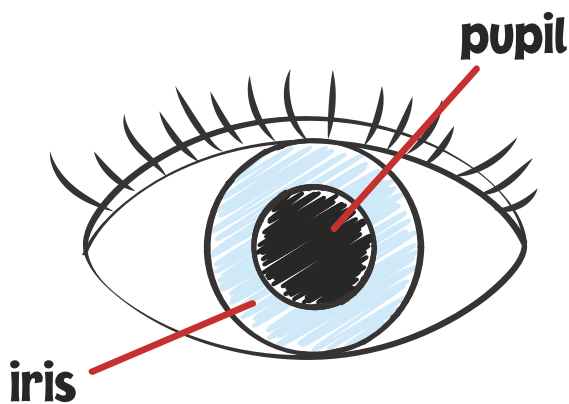
Sometimes there are different uses of a common word.



iris



pupil



iris