

kindergarten

week: 10/21 - 10/24

name: _____

section: _____



Reminders

- Homework is turned in every Friday inside the blue folder.
- Read everyday for 15 minutes- Complete Reading Log
- Complete i-Ready homework 45 minutes required weekly (10-15 minutes per day).
- Students need to know how to **write** the spelling words on their own.
- Students need to know how to **read** the Sight Words.

TODO LIST

Monday:

- No School- Teacher Planning Day

Tuesday:

- Write the Spelling Words by choosing **one choice**, from the Spelling Choice Board.
- Read "See the Cap Nap" (It can be used in reading log.)
- Consonants c & p Worksheet

Wednesday:

- Read and Spell: "and" Worksheet
- Read "Mac the Cat" (It can be used in reading log.)
- Synonyms & Antonyms Worksheet

Thursday:

- Write the Sight Words by choosing **one choice**, from the Spelling Choice Board.
- Read and Spell: "can" & "you" Worksheet

Weekly Assessment(s):

- Reading Comprehension Test (Thursday)
- Spelling Test (Friday)
- Sight Words Test (Friday)

Weekly Learning Discoveries:

Antonyms

words with opposite meanings

hot	cold	slow	fast
big	small	sad	happy

Theme

The **theme** is the **message** or **lesson** in a story.

To find the **theme**, ask

- What did the main character learn?
- What does the author want me to learn?

Common Themes

- Be brave!
- Be kind to others.
- It's ok to be different!
- Do your best.
- Work together.
- Always tell the truth.
- Never give up!
- Do the right thing.

Fables

A **fable** is a type of **folktale**.

Fables usually

- are short
- have talking animals
- take place outside
- teach a lesson

Famous Fables

The Fox and the Grapes
The Lion and the Mouse
The Boy Who Cried Wolf
The Tortoise and the Hare
The Fox and the Crow

Synonyms

words with the same meaning

cold	chilly	fast	quick
small	little	happy	glad

Module 2 - week 4

essential question:

What makes each of us special?

weekly texts:



Genre: Fable
Lexile® Measure: AD740L
Guided Reading Level: I



Genre: Fiction
Lexile® Measure: 470L
Guided Reading Level: E

Reading comprehension skill:
Theme

Reading comprehension strategy:
Finding Story Elements

spelling words:

can, pan, cap, cat, Mac,

PHONICS:

Letters Cc & Pp

sight words:

can, and, you, said, as

GRAMMAR:

Synonyms & Antonyms

vocabulary:

enormous, height, wish

writing:

Narrative writing

READING LOG

Your child's reading homework each night is to read a book together with you for at least 15-20 minutes. Talk to your child about the books as you read them together. Remember that the only way to become a better reader is to practice reading. Please fill out the following page each night and return it on Fridays with the rest of your child's homework

	Title of Book	Minutes
Monday	No School	
Tuesday		
Wednesday		
Thursday		

Parent Signature: _____

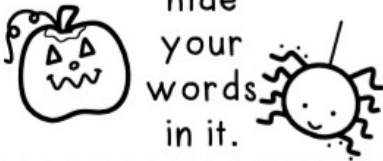
Firma del Padre: _____

OCTOBER

Spelling Choice Board

Picture Perfect

Draw a fall picture and hide your words in it.



Flash Card

Make flash cards with index cards or paper. Write the word on one side and draw a picture on the back.

Practice Test

Have an adult give you a practice test. Write the words you miss 3-times each.

Jumping Jacks

Spell your words while doing jumping jacks. Say one letter each time you jump.

Parent Initials: _____

Date: _____

Word Scramble

Go to <https://bit.ly/doublepuzzle> and enter your spelling words to create your own scramble. Print it and unscramble your words.

Silly Sentences

Write some silly sentences using your spelling words and underline them.

Across & Down

T H E R E

H E R E
Write each word across and then down so one letter connects.

Word Search

Hide your spelling words in a word search... and then find them!

Cut & Paste

Cut letters & words from newspapers or magazines and use them to spell your words.

Chalk Challenge

Write your words with sidewalk chalk

Parent Initials: _____


Date: _____

True & False

Write your words in true and false sentences.

Super Syllables

Write your words using dashes to separate the syllables:
e-l-e-phant



See the Cat Nap

by Christina Wilsdon



See the cat and the
See the cat nap!

©Maym022/Dreamstime

This book belongs to

**WORD
WORK**



Speed Read

Read these words.

see the and



Picture Hunt

Find these pictures in the story.

cat cap pad

See the cat and the mat.
See the cat nap!

©zawafoto/Shutterstock

©Maxym022/Dreamstime





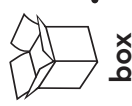
See the cat and the dog.
See the cat nap!



©Vachlav Rak/Dreamstime



See the cat and the box.
See the cat nap!



©Westend61/Getty Images

Fold



See the cat **and** the pad.
See the cat nappi!

©Tetiana Chuhunova/Dreamstime

Fold

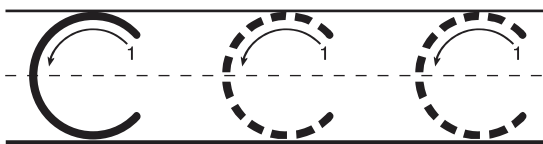


©Benjamin Torode/Moment/Getty Images

See the cat **and** the cap.
See the cat nappi!

Name _____

Letter Cc



Remember
to start
just below
the line!

 Trace and write the words.

Cam

can

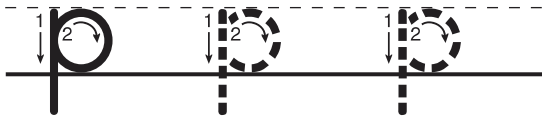
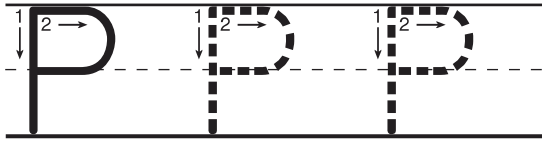
cab

 Trace and write the sentence.

I can see a cat.

Name _____

Letter Pp



Remember
to pull down
straight past
the bottom
line for
lowercase p!

 Trace and write the words.

pad

cap

pat







 Trace and write the sentence.


Pam can tap.

Name _____

Read and Spell

Read and spell this word to be a better reader.

 Read it. <div style="text-align: center; font-size: 2em; font-weight: bold;">nd</div>	 Trace it. <div style="text-align: center; font-size: 2em; font-weight: bold;">and</div>			
 Color it. <div style="text-align: center; font-size: 3em; font-weight: bold;">and</div>				
 Write it. <hr style="border: 0.5px solid black;"/> <hr style="border: 0.5px dashed black;"/> <hr style="border: 0.5px solid black;"/>	 Spell it. <div style="text-align: center; margin-top: 20px;"> <table border="1" style="border-collapse: collapse; width: 100%;"> <tr> <td style="width: 33%; height: 40px;"></td> <td style="width: 33%; height: 40px;"></td> <td style="width: 33%; height: 60px;"></td> </tr> </table> </div>			
 Circle it. <div style="display: flex; justify-content: space-around; text-align: center; font-size: 1.5em; font-weight: bold;"> and can you and </div> <div style="display: flex; justify-content: space-around; text-align: center; font-size: 1.5em; font-weight: bold; margin-top: 20px;"> can and and can </div> <div style="display: flex; justify-content: space-around; text-align: center; font-size: 1.5em; font-weight: bold; margin-top: 20px;"> and you you and </div>				




This book belongs to

I am Pat. My cat is Mac.



“Can you see Mac by the plant?”
 “No, Pat.”



**WORD
WORK**



Speed Read

Read these words.

am my see the no




Picture Hunt

Which pictures start with Cc?
 Which pictures start with Pp?

Cc
Pp



I can see Mac!



“Can you see Mac by the picture?”
 “No, Pat.”

Fold



Fold

“Can you see Mac by the pan?”
 “No, Pat.”









Tap! Tap! Tap!



Antonyms or Synonyms

Read the words on the flowers. If they are synonyms, colour the flowers pink. If they are antonyms, colour the flowers yellow.











Name _____

Read and Spell

Read and spell this word to be a better reader.

 Read it. <p style="text-align: center;">c n</p>	 Trace it. <p style="text-align: center;">can</p>			
 Color it. <p style="text-align: center;">can</p>				
 Write it. <hr/> <hr style="border-top: 1px dashed;"/> <hr/>	 Spell it. <table border="1" style="width: 100%; height: 60px; margin-top: 10px;"> <tr> <td style="width: 33%;"></td> <td style="width: 33%;"></td> <td style="width: 33%;"></td> </tr> </table>			
 Circle it. <p style="text-align: center;"> can can you and can and can can and you you can </p>				

Name _____

Read and Spell

Read and spell this word to be a better reader.

 Read it.

you

 Trace it.

you

 Color it.

you

 Write it.

 Spell it.

--	--	--

 Circle it.

and

can

you

you

can

you

and

can

you

you

you

and