

**Ms. Ramos**

Week of 10/13 – 10/17

## ELA Homework



Name: \_\_\_\_\_

### Homework Directions:

- Read for 20 minutes and fill in your reading log every day.
- Practice reading and writing the weekly Spelling Words and Sight Words.
- Complete the attached worksheets and turn in this homework packet on Friday.

### Reminders:

- Students need c-type headphones daily, please make sure they have them in their bookbags (you can order from the AA bookstore).
- Students should always have their Archimedean and Purple folders in their backpacks.
- Please check your Archimedean folder every night for papers to either leave at home or complete and return to school.

### Assessments:

**10/15:** Dan Had a Plan  
Comprehension Quiz

**10/16:** Grammar Quiz -  
Adjectives

**10/17:** M2W1  
Comprehension & Spelling  
Test

### Important Dates:

October 13-17: Scholastic Book Fair

October 20 - Teacher Planning Day - No School

October 27 - AA Picture Day

October 31 - Character Day



# HMH Module 2: My Family, My Community

## Week 1

**Essential Question: What makes families and communities special?**

### Reading Skills

**IDEAS and SUPPORT**

When authors write to persuade, they want readers to do or believe something.

**OPINION**  
I think...  
I believe...  
I feel...  
... is the best...

**REASONS**  
What reasons support the opinion? Look for facts, or things that can be proved.

**EXAMPLES**  
What examples or details tell more about the reasons?

**Text Organization**

**Description**

Informational texts have a structure, or type of organization, that fits the topic and the author's purpose.

Description is one kind of structure or organization. Authors choose description to tell details about *what something is like*.

Examples

- It smells like...
- It looks like...
- It feels like...
- It sounds like...
- It acts like...

**RETELL**

When you retell, you describe what happens in a story in order.

Beginning

Middle

End

FIRST... NEXT... THEN... LAST...

**TIPS**

- Use your own words.
- Use words and pictures.

**SETTING**

**WHERE**  
Where does the story happen?

**WHEN**  
When does the story take place?

Ask yourself, "Why is the setting important to the story?"

#### Phonics - Short i


#### Spelling Words:

- |        |          |
|--------|----------|
| 1. in  | 7. pin   |
| 2. pig | 8. fit   |
| 3. did | 9. it    |
| 4. sit | 10. sip  |
| 5. dig | 11. ship |
| 6. big | 12. fish |

#### Sight Words:

- |           |         |
|-----------|---------|
| 1. are    | 5. too  |
| 2. buy    | 6. up   |
| 3. little | 7. will |
| 4. said   | 8. you  |

#### Weekly HMH Story:



#### Vocabulary Words:

belong, gifted, help, market, mess, neighbors, persists, sell, set, sketch, smeared, toiled

#### Fluency

Expression

#### Writing

Descriptive  
Essay

#### Grammar

Adjectives and  
Articles

#### Social Studies

My Community

# Weekly Reading Log

October 14-18

\*Please ✓ one

	Book Title	Author	Read to Self	Read to Parent	Parent's Initials
Monday 20 Minutes	HMH weekly story: Dan Had a Plan <small>*Assigned in the HMH app on the iPad</small>	Wong Herbert Yee			
Tuesday 20 Minutes	HMH weekly story: Dan Had a Plan <small>*Reread to practice fluency and comprehension</small>	Wong Herbert Yee			
Wednesday 20 Minutes	I chose to read:				
Thursday 20 Minutes	I chose to read:				

The setting of a book I read this week was \_\_\_\_\_

I know this because \_\_\_\_\_

## Sentences with Adjectives

Write 5 complete sentences. Use at least one adjective in each sentence.

Circle the adjective and underline the noun it is describing.


Handwriting practice lines consisting of five sets of three horizontal lines (top solid, middle dashed, bottom solid).

Name \_\_\_\_\_


# Rhyming Pumpkins

Directions: Look at the first pumpkin in each row.  
Color 2 pumpkins that rhyme with the first.

**Short  
i**




wig



gum



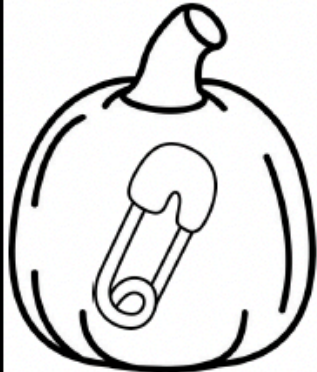
pig



fig



den



pin




tin



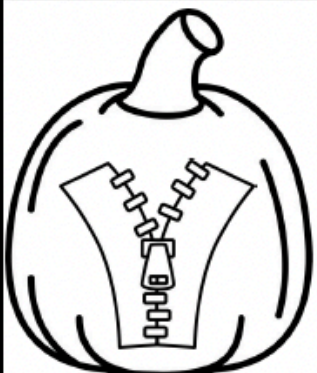
bag



hum



bin



zip



mug



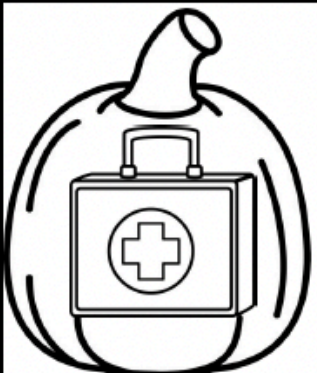
dip



rag



lip




kit



sit



jug



pit



pen







Name \_\_\_\_\_

# Picking Out Pumpkins

## An Adjective *or* a Noun?



Directions: Read the words on the pumpkins. If the word is a noun, color the pumpkin green. If the word is an adjective, color the pumpkin orange.



Directions: Use a noun and an adjective to write two sentences.

1.

2.