

Kindergarten

Week: 10/13 - 10/17

Name: _____

Section: _____



Reminders

- Homework is turned in every Friday inside the blue folder.
- Read everyday for 15 minutes- Complete Reading Log
- Complete i-Ready homework 45 minutes required weekly (10-15 minutes per day).
- Students need to know how to **write** the spelling words on their own.
- Students need to know how to **read** the Sight Words.

TODO LIST

Monday:

- Write the Spelling Words by choosing **one choice**, from the Spelling Choice Board.
- Read "Tad" (It can be used in reading log.)
- Write the Word- Short e Worksheet

Tuesday:

- Write the Sight Words by choosing **one choice**, from the Spelling Choice Board.
- Consonants n & b worksheet

Wednesday:

- Read and Spell: "is" Worksheet
- Read "Go Tad" (It can be used in reading log.)
- Matching Antonyms Worksheet

Thursday:

- Write the Sight Words by choosing **one choice**, from the Spelling Choice Board.
- Read and Spell: "man & no" Worksheet

Weekly Assessment(s):

- Reading Comprehension Test (Thursday)
- Spelling Test (Friday)
- Sight Words Test (Friday)

Weekly Learning Discoveries:

Antonyms

words with **opposite** meanings

hot	cold	slow	fast
big	small	sad	happy

Characters

the people, animals, or creatures in a story

Setting

where and when a story takes place



Adjectives

An **adjective** can describe **color**.

red	yellow	blue
-----	--------	------

An **adjective** can describe **size**.

tall	huge
tiny	

Module 2 - week 3


essential question:

What makes each of us special?

weekly texts:



Genre: Fiction
Lexile® Measure: 370L
Guided Reading Level: D



Genre: Fiction
Lexile® Measure: 210L
Guided Reading Level: E

Reading comprehension skill:
Plot

Reading comprehension strategy:
Determining Sequence of Events

spelling words:
net, bet, set, met

PHONICS:

Letters Dd & Nn
Short Vowel Sound of e

sight words:
no, is, man, by

GRAMMAR:
Antonyms & Adjectives

vocabulary:
shell

writing:
Narrative writing

READING LOG

Your child's reading homework each night is to read a book together with you for at least 15-20 minutes. Talk to your child about the books as you read them together. Remember that the only way to become a better reader is to practice reading. Please fill out the following page each night and return it on Fridays with the rest of your child's homework

	Title of Book	Minutes
Monday		
Tuesday		
Wednesday		
Thursday		

Parent Signature: _____

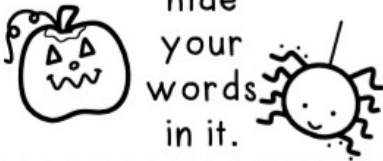
Firma del Padre: _____

OCTOBER

Spelling Choice Board

Picture Perfect

Draw a fall picture and hide your words in it.



Flash Card

Make flash cards with index cards or paper. Write the word on one side and draw a picture on the back.

Practice Test

Have an adult give you a practice test. Write the words you miss 3-times each.

Jumping Jacks

Spell your words while doing jumping jacks. Say one letter each time you jump.

Parent Initials: _____

Date: _____

Word Scramble

Go to <https://bit.ly/doublepuzzle> and enter your spelling words to create your own scramble. Print it and unscramble your words.

Silly Sentences

Write some silly sentences using your spelling words and underline them.

Across & Down

T H E R E

H E R E
Write each word across and then down so one letter connects.

Word Search

Hide your spelling words in a word search... and then find them!

Cut & Paste

Cut letters & words from newspapers or magazines and use them to spell your words.

Chalk Challenge

Write your words with sidewalk chalk

Parent Initials: _____


Date: _____

True & False

Write your words in true and false sentences.

Super Syllables

Write your words using dashes to separate the syllables:
e-l-e-phant





-Fold-

This book belongs to

I am Nat. Tad is my  .
dog

WORD
WORK



Speed Read

Read these words.


am my see the I



Picture Hunt

Which pictures start with Nn?
Which pictures start with Dd?

Nn Dd




I see Dad. Dad is mad.



Is Dad mad? No!



Dad is i
happy



“Nat, see the mat?
My tan mat!”


-Fold-



“No, Tadi Bad i”



dog



“Tadi? Tadi!”

Fold

Name: _____

Write the Word




Use the boxes to help you spell the short e words.



--	--	--



--	--	--



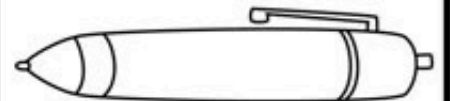
--	--	--




--	--	--



--	--	--



--	--	--



--	--	--




--	--	--



--	--	--

wet pet hen beg
men web wed pen fed



Name _____

Consonants n and d







Net

starts with the letter **n**.

Door

starts with the letter **d**.







- 2  Color pictures that start with **n** in green.
- 2  Color pictures that start with **d** in red.




Name _____

Read and Spell

Read and spell this word to be a better reader.

 Read it. <p style="text-align: center; font-size: 2em;">is</p>	 Trace it. <p style="text-align: center; font-size: 2em;">is</p>												
 Color it. <p style="text-align: center; font-size: 3em;">is</p>													
 Write it. <hr/> <hr style="border-top: 1px dashed;"/> <hr/>	 Spell it. <div style="border: 1px solid black; width: 100px; height: 60px; margin: 10px auto; display: flex; justify-content: space-around;"> <div style="border-right: 1px solid black; width: 45px; height: 50px;"></div> <div style="width: 45px; height: 50px;"></div> </div>												
 Circle it. <table style="width: 100%; text-align: center;"> <tr> <td style="width: 25%;">man</td> <td style="width: 25%;">is</td> <td style="width: 25%;">no</td> <td style="width: 25%;">no</td> </tr> <tr> <td>is</td> <td>is</td> <td>man</td> <td>is</td> </tr> <tr> <td>is</td> <td>no</td> <td>is</td> <td>man</td> </tr> </table>		man	is	no	no	is	is	man	is	is	no	is	man
man	is	no	no										
is	is	man	is										
is	no	is	man										



-Fold-

This book belongs to

“Tad, see the  ?
Go to the  i”
_____ ball
_____ ball

WORD
WORK



Speed Read

Read these words.


see go to the a



Picture Hunt

Which pictures start with Nn?
Which pictures start with Dd?

Nn Dd



"A ? No, Tad.



Go to the "i" ball





“Tadi”



“A ? No, Tadi
 doll i”
 Go to the ball

-Fold-



“A  ? No, Taddi!”
net

4

Fold



“See the man, Tadd?”
The  is by the man.”
ball

5

Name

Date

MATCHING ANTONYMS

Match each word with its antonym

Word

Antonym



Inside ●

● Soft




Day ●

● Outside




Hard ●

● Dirty



Light ●

● Night




Clean ●


● Short



Tall ●

● Dark











Name _____

Read and Spell







Read and spell this word to be a better reader.

<p> Read it.</p> <p style="text-align: center; font-size: 2em; letter-spacing: 1em;">m n</p>	<p> Trace it.</p> <p style="text-align: center; font-size: 2em; letter-spacing: 1em;">man</p>			
<p> Color it.</p> <p style="font-size: 3em; letter-spacing: 1em;">man</p>				
<p> Write it.</p> <hr style="border: 0.5px solid black;"/> <hr style="border: 0.5px dashed black;"/> <hr style="border: 0.5px solid black;"/>	<p> Spell it.</p> <table border="1" style="width: 100%; height: 60px; border-collapse: collapse;"> <tr> <td style="width: 33%;"></td> <td style="width: 33%;"></td> <td style="width: 33%;"></td> </tr> </table>			
<p> Circle it.</p> <p style="text-align: center; font-size: 1.5em; letter-spacing: 1em;">man is no man</p> <p style="text-align: center; font-size: 1.5em; letter-spacing: 1em;">is man man no</p> <p style="text-align: center; font-size: 1.5em; letter-spacing: 1em;">man no is man</p>				

Name _____

Read and Spell

Read and spell this word to be a better reader.

 Read it. <p style="text-align: center; font-size: 2em;">no</p>	 Trace it. <p style="text-align: center; font-size: 2em;">no</p>												
 Color it. <p style="text-align: center; font-size: 3em;">no</p>													
 Write it. <hr/> <hr style="border-top: 1px dashed;"/> <hr/>	 Spell it. <table border="1" style="margin: 0 auto; width: 150px; height: 60px;"> <tr> <td style="width: 50%; height: 50px;"></td> <td style="width: 50%; height: 50px;"></td> </tr> </table>												
 Circle it. <table style="width: 100%; text-align: center;"> <tr> <td style="width: 25%;">no</td> <td style="width: 25%;">is</td> <td style="width: 25%;">no</td> <td style="width: 25%;">no</td> </tr> <tr> <td>is</td> <td>no</td> <td>man</td> <td>no</td> </tr> <tr> <td>man</td> <td>no</td> <td>is</td> <td>man</td> </tr> </table>		no	is	no	no	is	no	man	no	man	no	is	man
no	is	no	no										
is	no	man	no										
man	no	is	man										