

MRS. ROLDAN'S ELA HOMEWORK

WEEK OF 10/13-10/17

NAME: _____

HOMEWORK DIRECTIONS:

- READ FOR 20 MINUTES AND FILL IN YOUR READING LOG DAILY.
- PRACTICE READING SIGHT WORDS
- COMPLETE ATTACHED WORKSHEETS AND TURN IN THIS HOMEWORK PACKET ON FRIDAY

Reminders:

- Students should always have their Archimedean and purple folders in their backpacks.
- Please check your Archimedean folder every night for papers to either leave at home, or complete and return to school
- Students should have their headphones in their bookbag every day

Assessments:

10/15- HMH Comprehension Quiz

10/16- HMH Module 2 week 1

Test/ HFW Test/Spelling

Test/Grammar Test

**1D and
1E**

IMPORTANT DATES

10/14- 1D AND 1E VISIT THE BOOK FAIR

**10/17- SCHOLARS WITH MONEY
WILL BE ALLOWED TO GO TO THE
BOOK FAIR**

HMH Module 2: My Family, My Community

Week 1

Essential Question: What makes families and communities special?

Reading Skills

IDEAS and SUPPORT

When authors write to persuade, they want readers to do or believe something.

OPINION
I think...
I believe...
I feel...
... is the best...

REASONS
What reasons support the opinion? Look for facts, or things that can be proved.

EXAMPLES
What examples or details tell more about the reasons?

Text Organization

Description

Informational texts have a structure, or type of organization, that fits the topic and the author's purpose.

Description is one kind of structure or organization. Authors choose description to tell details about *what something is like*.

It smells like...
It looks like...
It feels like...
It sounds like...
It acts like...

Examples

RETELL

When you retell, you describe what happens in a story in order.

Beginning
FIRST...
NEXT... THEN...
Middle
LAST...
End

TIPS
Use your own words.
Use words and pictures.

SETTING

WHERE
Where does the story happen?
Globe, house, trees, train, car

WHEN
When does the story take place?
Sun, moon, calendar, clock, snowflake, star, sunglasses

Ask yourself, "Why is the setting important to the story?"


Phonics - Short i Spelling Words:

- | | |
|--------|----------|
| 1. in | 7. pin |
| 2. pig | 8. fit |
| 3. did | 9. it |
| 4. sit | 10. sip |
| 5. dig | 11. ship |
| 6. big | 12. fish |

Sight Words:

- | | |
|-----------|---------|
| 1. are | 5. too |
| 2. buy | 6. up |
| 3. little | 7. will |
| 4. said | 8. you |

Weekly HMH Story:



Vocabulary Words:

belong, gifted, help, market, mess, neighbors, persists, sell, set, sketch, smeared, toiled

Fluency

Expression

Writing

Descriptive
Essay

Grammar

Adjectives and
Articles

Social Studies

My Community

Weekly Reading Log

October 14-18

*Please ✓ one

	Book Title	Author	Read to Self	Read to Parent	Parent's Initials
Monday 20 Minutes	HMH weekly story: Dan Had a Plan <small>*Assigned in the HMH app on the iPad</small>	Wong Herbert Yee			
Tuesday 20 Minutes	HMH weekly story: Dan Had a Plan <small>*Reread to practice fluency and comprehension</small>	Wong Herbert Yee			
Wednesday 20 Minutes	I chose to read:				
Thursday 20 Minutes	I chose to read:				

The setting of a book I read this week was _____

I know this because _____

Sentences with Adjectives

Write 5 complete sentences. Use at least one adjective in each sentence.

Circle the adjective and underline the noun it is describing.


Handwriting practice lines consisting of five sets of three horizontal lines (top solid, middle dashed, bottom solid).

Name _____


Rhyming Pumpkins

Directions: Look at the first pumpkin in each row.
Color 2 pumpkins that rhyme with the first.

Short
i




wig




gum



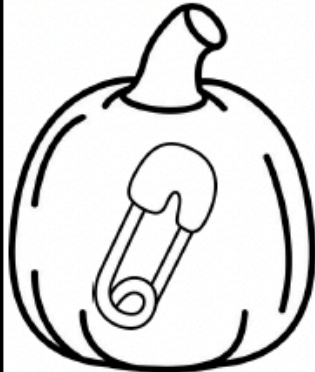
pig



fig



den



pin




tin



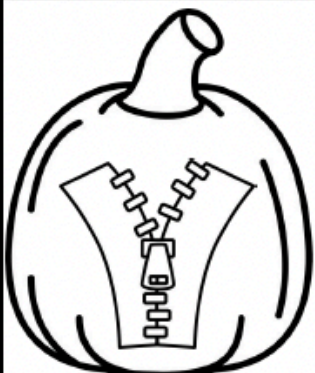
bag



hum



bin



zip



mug



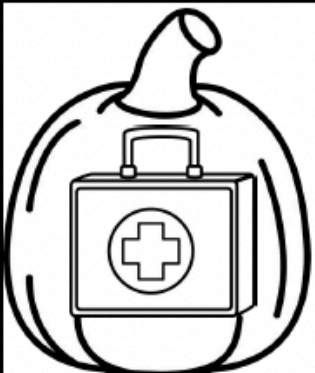
dip



rag



lip




kit




sit



jug



pit



pen





Name _____

Picking Out Pumpkins

An Adjective *or* a Noun?



Directions: Read the words on the pumpkins. If the word is a noun, color the pumpkin green. If the word is an adjective, color the pumpkin orange.



Directions: Use a noun and an adjective to write two sentences.

1.

2.